



MyLaps.com

Results of Watt Motorcycles Premier Class - Race 1

Date Jul 13, 2007 1:00:00 PM
Event Ulster Championship
Group Watt Motorcycles Premier Class
Track Seaforde (0.944 Miles)
Tasks • Show Lapchart



Motorcycle Racing Associa

Best Lap Tm		1:53.651	In Lap		2				
Best Speed		29.902	by		Tommy Merton				
Pos	No.	Name	Laps	Total Tm	Diff	Best Tm	In Lap	Best Spd (Mph)	Additi
1	3	Tommy Merton	12	24:01.648		1:53.651	2	29.902	-
2	33	Wayne Garrett	12	24:27.203	25.555	1:54.811	2	29.600	-
3	57	Richard Bird	12	24:44.058	42.410	1:58.085	3	28.779	-
4	8	David Gorman	12	24:49.089	47.441	1:58.604	2	28.653	-
5	44	Jason Garrett	12	25:01.841	1:00.193	1:58.600	2	28.654	-
6	15	Philip McLaughlin	12	25:06.497	1:04.849	2:01.676	2	27.930	-
7	4	Michael Sinton	12	25:08.286	1:06.638	2:00.804	4	28.132	-
8	17	Adam McKee	12	25:42.996	1:41.348	1:59.719	3	28.386	-
9	41	Dean Graham	12	25:46.662	1:45.014	2:05.084	4	27.169	-
10	10	Stephen Kelly	12	25:48.856	1:47.208	2:05.330	2	27.116	-
11	43	Ian Carson	11	24:07.599	1 Lap	2:03.320	2	27.558	-
12	19	Peter Bradford	11	24:17.953	10.354	2:03.949	2	27.418	-
13	40	Niall McAuley	11	24:23.336	15.737	2:06.178	3	26.933	-
14	9	Richard Watt	11	24:27.300	19.701	2:06.090	2	26.952	-
15	42	David McCamley	11	24:54.868	47.269	1:57.695	2	28.875	-
16	13	Drew Goudy	11	24:59.173	51.574	2:10.186	3	26.104	-
17	35	Phil Harris	11	25:33.630	1:26.031	2:11.525	3	25.838	-
18	70	Adrian Weatherhead	10	24:13.335	2 Laps	2:02.919	2	27.647	-
19	49	Sam McKee	10	25:17.541	1:04.206	2:17.492	3	24.717	-
20	64	Gary Gibson	9	24:05.351	3 Laps	2:04.083	6	27.388	-
Not Classified									
DNF	32	William Donnelly	10	22:53.554		2:06.441	2	26.877	-
DNF	711	Luke Wilde	8	20:02.337		2:01.228	4	28.033	-
DNF	21	Neil Thompson	7	15:37.699		2:06.165	3	26.936	-



MyLaps.com

Results of Watt Motorcycles Premier Class - Race 2

Date Jul 13, 2007 1:30:00 PM
Event Ulster Championship
Group Watt Motorcycles Premier Class
Track Seaforde (0.944 Miles)
Tasks

- Show Lapchart



Motorcycle Racing Associa

Best Lap Tm		2:01.061		In Lap		3			
Best Speed		28.072		by		Wayne Garrett			
Pos	No.	Name	Laps	Total Tm	Diff	Best Tm	In Lap	Best Spd (Mph)	Additi
1	33	Wayne Garrett	11	23:16.838		2:01.061	3	28.072	-
2	3	Tommy Merton	11	23:47.062	30.224	2:03.510	3	27.515	-
3	711	Luke Wilde	11	23:57.102	40.264	2:06.729	2	26.816	-
4	8	David Gorman	11	24:02.266	45.428	2:08.709	7	26.404	-
5	57	Richard Bird	11	24:11.720	54.882	2:08.964	2	26.352	-
6	44	Jason Garrett	11	24:15.808	58.970	2:10.441	5	26.053	-
7	15	Philip McLaughlin	11	24:21.875	1:05.037	2:09.505	2	26.241	-
8	10	Stephen Kelly	11	24:24.293	1:07.455	2:10.963	9	25.949	-
9	41	Dean Graham	11	24:25.234	1:08.396	2:10.648	7	26.012	-
10	17	Adam McKee	11	24:47.476	1:30.638	2:11.279	8	25.887	-
11	42	David McCamley	11	25:08.848	1:52.010	2:10.492	5	26.043	-
12	13	Drew Goudy	11	25:13.370	1:56.532	2:15.444	8	25.091	-
13	32	William Donnelly	11	25:17.525	2:00.687	2:11.003	7	25.941	-
14	70	Adrian Weatherhead	11	25:21.501	2:04.663	2:16.426	10	24.910	-
15	9	Richard Watt	11	25:23.007	2:06.169	2:15.951	5	24.997	-
16	43	Ian Carson	11	25:33.563	2:16.725	2:13.486	8	25.459	-
17	4	Michael Sinton	10	23:24.279	1 Lap	2:10.013	5	26.139	-
18	19	Peter Bradford	10	24:13.854	49.575	2:17.005	2	24.805	-
19	49	Sam McKee	10	24:17.629	53.350	2:21.863	3	23.956	-
20	35	Phil Harris	10	24:29.793	1:05.514	2:21.802	8	23.966	-



MyLaps.com





Results of Laverty MX/Laverty Catering - RACE 1

Date Jul 13, 2007 10:20:00 AM
Event Ulster Championship
Group Laverty MX/Laverty Catering
Track Seaforde (0.944 Miles)
Tasks • Show Lapchart



Motorcycle Racing Associa

Best Lap Tm		1:48.473		In Lap		5			
Best Speed		31.329		by		Graeme Irwin			
Pos	No.	Name	Laps	Total Tm	Diff	Best Tm	In Lap	Best Spd (Mph)	Additi
1	555	Graeme Irwin	10	18:39.407		1:48.473	5	31.329	-
2	164	Sean Devlin	10	19:00.897	21.490	1:50.066	3	30.876	-
3	109	Steven McMaster	10	19:43.007	1:03.600	1:53.571	3	29.923	-
4	565	Steven Lewis	10	19:47.887	1:08.480	1:56.590	7	29.148	-
5	417	Mark Thompson	10	19:54.713	1:15.306	1:54.302	3	29.732	-
6	117	Cathal Laverty	10	19:56.108	1:16.701	1:56.552	2	29.158	-
7	147	Paul Beattie	10	19:56.212	1:16.805	1:54.240	2	29.748	-
8	184	Matthew Sinton	10	20:21.423	1:42.016	1:59.795	2	28.368	-
9	115	Melvin Scott	10	20:26.917	1:47.510	1:58.498	3	28.679	-
10	129	James Kennedy	10	20:27.284	1:47.877	1:59.405	3	28.461	-
11	120	Brian Bell	10	20:30.495	1:51.088	1:59.692	5	28.393	-
12	100	Chris Ferguson	10	20:32.529	1:53.122	1:58.709	2	28.628	-
13	103	Joel Brown	10	20:34.277	1:54.870	1:59.281	3	28.491	-
14	142	Kevin Traynor	10	20:42.540	2:03.133	2:01.174	3	28.046	-
15	171	Stephen Megarry	10	20:42.601	2:03.194	1:58.490	2	28.681	-
16	169	Steven Beattie	9	18:45.555	1 Lap	1:58.589	2	28.657	-
17	91	Ryan Calvert	9	18:45.820	0.265	2:01.359	3	28.003	-
18	141	Christopher Orr	9	18:50.285	4.730	2:02.096	3	27.834	-
19	125	David Kinkaid	9	18:58.075	12.520	2:02.486	4	27.745	-
20	145	Kenneth Rea	9	19:02.489	16.934	2:02.116	3	27.829	-
21	133	Gary Magee	9	19:06.840	21.285	2:01.744	4	27.914	-
22	102	Ronnie Linton	9	19:08.709	23.154	2:01.462	3	27.979	-
23	87	Gareth Knox	9	19:14.324	28.769	2:02.450	4	27.753	-
24	94	Gavin Greer	9	19:18.143	32.588	2:03.652	3	27.484	-
25	736	Alex Lyons	9	19:19.328	33.773	2:02.276	3	27.793	-
26	138	Mark Barnes	9	19:24.055	38.500	2:03.327	3	27.556	-
27	134	Colin Paul	9	19:24.322	38.767	2:05.088	3	27.168	-
28	86	Gary Addis	9	19:35.147	49.592	1:59.904	2	28.343	-
29	179	Niall Donaghy	9	19:36.049	50.494	2:06.281	3	26.911	-
30	188	Kyle Colville	9	19:39.019	53.464	2:04.996	3	27.188	-
31	84	John Orr	9	19:46.432	1:00.877	2:05.203	4	27.143	-
32	135	Jonathan McCready	9	20:04.978	1:19.423	2:10.238	9	26.094	-
33	81	Jonathan Reid	9	20:18.843	1:33.288	2:05.748	3	27.025	-
34	85	Gordon Roberts	9	20:38.062	1:52.507	2:04.516	2	27.293	-
35	83	Frank Orr	9	20:42.280	1:56.725	2:07.238	3	26.709	-

36	797	Chris Wright		9	21:14.106	2:28.551	2:02.736	4	27.689	-
37	79	Adam Heaney		8	19:23.041	2 Laps	2:06.431	2	26.879	
38	119	Philip McMaster		8	21:08.136	1:45.095	2:28.223	2	22.928	-
39	107	Eddie Brown		7	15:58.116	3 Laps	2:01.590	4	27.950	
40	255	Gary McKee		7	16:11.670	13.554	2:04.879	3	27.214	-
Not Classified										
DNF	180	Wm Saunderson		3	6:41.337		2:09.276	3	26.288	-

©2007 Mylaps.com



MyLaps.com

Results of Laverty MX/Laverty Catering - Race 2

Date Jul 13, 2007 12:50:00 PM
Event Ulster Championship
Group Laverty MX/Laverty Catering
Track Seaforde (0.944 Miles)
Tasks • Show Lapchart



Motorcycle Racing Associa

Best Lap Tm		1:59.892	In Lap		2				
Best Speed		28.346	by		Graeme Irwin				
Pos	No.	Name	Laps	Total Tm	Diff	Best Tm	In Lap	Best Spd (Mph)	Additi
1	555	Graeme Irwin	9	18:55.030		1:59.892	2	28.346	-
2	164	Sean Devlin	9	20:30.064	1:35.034	2:00.451	2	28.214	-
3	109	Steven McMaster	9	20:43.502	1:48.472	2:12.664	3	25.617	-
4	125	David Kinkaid	9	20:44.075	1:49.045	2:15.406	2	25.098	-
5	565	Steven Lewis	9	20:50.564	1:55.534	2:09.437	2	26.255	-
6	184	Matthew Sinton	9	21:10.273	2:15.243	2:19.108	2	24.430	-
7	129	James Kennedy	9	21:18.112	2:23.082	2:18.246	3	24.582	-
8	100	Chris Ferguson	9	22:07.541	3:12.511	2:14.966	2	25.180	-
9	142	Kevin Traynor	8	18:58.022	1 Lap	2:19.369	5	24.384	-
10	141	Christopher Orr	8	19:08.504	10.482	2:19.677	3	24.330	-
11	103	Joel Brown	8	19:24.944	26.922	2:18.630	2	24.514	-
12	94	Gavin Greer	8	19:32.709	34.687	2:19.877	3	24.296	-
13	417	Mark Thompson	8	19:35.614	37.592	2:15.147	8	25.146	-
14	115	Melvin Scott	8	19:59.457	1:01.435	2:23.260	2	23.722	-
15	133	Gary Magee	8	20:01.304	1:03.282	2:24.331	5	23.546	-
16	145	Kenneth Rea	8	20:06.153	1:08.131	2:24.158	7	23.574	-
17	797	Chris Wright	8	20:11.298	1:13.276	2:20.829	3	24.131	-
18	91	Ryan Calvert	8	20:24.906	1:26.884	2:28.130	2	22.942	-
19	135	Jonathan McCreedy	8	20:53.177	1:55.155	2:30.376	3	22.599	-
20	84	John Orr	8	20:55.360	1:57.338	2:28.372	7	22.905	-
21	102	Ronnie Linton	8	21:07.203	2:09.181	2:31.175	3	22.480	-
22	85	Gordon Roberts	8	21:08.790	2:10.768	2:28.792	8	22.840	-
23	83	Frank Orr	8	21:29.613	2:31.591	2:31.265	4	22.467	-
24	119	Philip McMaster	7	19:00.510	2 Laps	2:30.644	4	22.559	-
25	79	Adam Heaney	7	20:18.289	1:17.779	2:48.367	3	20.184	-
26	86	Gary Addis	7	20:52.496	1:51.986	2:20.695	2	24.154	-
27	120	Brian Bell	6	15:19.780	3 Laps	2:25.038	3	23.431	-
28	736	Alex Lyons	5	13:30.670	4 Laps	2:29.217	3	22.775	-
29	188	Kyle Colville	5	13:39.310	8.640	2:24.533	3	23.513	-
30	87	Gareth Knox	5	19:40.776	6:10.106	2:22.900	3	23.782	-
Not Classified									
DNF	117	Cathal Laverty	4	10:33.216		2:19.651	3	24.335	-
DNF	169	Steven Beattie	4	14:59.723		2:17.971	2	24.631	-
DNF	134	Colin Paul	3	10:00.946		2:28.394	2	22.901	-
DNF	171	Stephen Megarry	2	5:47.376		3:21.345	2	16.878	-



MyLaps.com




Results of Russells Motorcycles MX1/MX3 - Race 1

Date Jul 13, 2007 9:50:00 AM
Event Ulster Championship
Group Russells Motorcycles MX1/MX3
Track Seaforde (0.944 Miles)
Tasks • Show Lapchart



Motorcycle Racing Associa

Best Lap Tm		2:00.191		In Lap		7			
Best Speed		28.275		by		John Thompson			
Pos	No.	Name	Laps	Total Tm	Diff	Best Tm	In Lap	Best Spd (Mph)	Additi
1	350	Sam Simpson	7	14:30.676		2:00.654	7	28.166	-
2	600	John Thompson	7	14:31.557	0.881	2:00.191	7	28.275	-
3	900	Shaun Turkington	7	14:31.924	1.248	2:03.799	7	27.451	-
4	111	Gareth Mullan	7	14:50.036	19.360	2:05.364	7	27.108	-
5	419	Chris Bosanko	7	14:50.343	19.667	2:04.409	4	27.316	-
6	500	Gary Walker	7	15:03.366	32.690	2:04.442	4	27.309	-
7	231	Ivan Brown Kerr	7	15:12.538	41.862	2:07.414	4	26.672	-
8	777	David Mulligan	7	15:17.367	46.691	2:05.813	5	27.012	-
9	360	Aaron Uprichard	7	15:19.622	48.946	2:07.990	2	26.552	-
10	801	Mark Lemon	7	15:25.415	54.739	2:09.618	5	26.219	-
11	250	Ronnie French	7	15:31.119	1:00.443	2:09.644	5	26.213	-
12	737	Alister McKee	7	15:36.583	1:05.907	2:12.090	6	25.728	-
13	463	Nigel McKee	7	15:38.742	1:08.066	2:13.713	6	25.416	-
14	259	Michael Quinn	7	15:39.479	1:08.803	2:10.752	2	25.991	-
15	696	Russell Houston	7	15:40.363	1:09.687	2:09.854	6	26.171	-
16	614	Harry Jellie	7	15:40.719	1:10.043	2:12.530	5	25.642	-
17	525	Richard Moore	7	15:43.185	1:12.509	2:11.547	4	25.834	-
18	202	James McClements	7	15:48.583	1:17.907	2:13.113	5	25.530	-
19	239	Mervyn Garrett	7	15:52.626	1:21.950	2:11.184	7	25.906	-
20	616	Keith Conway	7	15:53.590	1:22.914	2:10.791	4	25.983	-
21	114	David McKnight	7	16:19.206	1:48.530	2:16.357	3	24.923	-
22	271	Lee Ruddock	7	16:22.373	1:51.697	2:12.435	3	25.661	-
23	268	Douglas Reid	7	16:25.502	1:54.826	2:19.571	2	24.349	-
24	661	Graeme McKee	7	16:25.581	1:54.905	2:15.642	7	25.054	-
25	267	Brian Kidd	7	16:29.529	1:58.853	2:18.630	3	24.514	-
26	521	Nigel Carson	7	16:29.899	1:59.223	2:16.575	5	24.883	-
27	264	Mark Brown	7	16:33.393	2:02.717	2:18.031	4	24.621	-
28	571	Dawson Bratty	7	16:34.352	2:03.676	2:17.166	7	24.776	-
29	384	Willy Corr	7	16:40.734	2:10.058	2:16.005	6	24.987	-
30	245	Lawrence Ruddock	7	16:42.169	2:11.493	2:17.917	5	24.641	-
31	767	Sam Wilson	7	16:43.500	2:12.824	2:13.277	7	25.499	-
32	266	Steven Magill	7	16:45.636	2:14.960	2:16.933	4	24.818	-
33	450	Graham Wallace	7	16:49.865	2:19.189	2:19.958	6	24.282	-
34	394	Philip Young	6	14:38.054	1 Lap	2:21.698	6	23.983	-
35	650	Bryan Trimble	6	14:39.374	1.320	2:15.724	3	25.039	-

36	219	Johnny Timmons		6	15:03.906	25.852	2:25.066	2	23.427	-
37	426	Peter Thompson		6	15:30.849	52.795	2:29.862	6	22.677	 -
38	493	Liam Hamilton		6	15:34.997	56.943	2:30.539	3	22.575	 -
39	448	Wayne Knowles		6	15:46.547	1:08.493	2:30.143	3	22.634	 -
40	1	Derek Morgan		6	16:10.503	1:32.449	2:29.189	2	22.779	-

©2007 Mylaps.com



MyLaps.com

Results of Russells Motorcycles MX1/MX3 - Race 2

Date Jul 13, 2007 1:15:00 PM
Event Ulster Championship
Group Russells Motorcycles MX1/MX3
Track Seaforde (0.944 Miles)
Tasks • Show Lapchart



Motorcycle Racing Associa

Pos	No.	Name	Laps	Total Tm	Diff	Best Tm	In Lap	Best Spd (Mph)	Additi
Best Lap Tm			2:13.982		In Lap			3	
Best Speed			25.365		by			Shaun Turkington	
1	777	David Mulligan	7	16:19.788		2:18.404	4	24.554	-
2	250	Ronnie French	7	16:48.713	28.925	2:19.022	2	24.445	-
3	900	Shaun Turkington	7	17:11.613	51.825	2:13.982	3	25.365	-
4	600	John Thompson	7	17:16.941	57.153	2:20.584	3	24.173	-
5	801	Mark Lemon	7	17:36.059	1:16.271	2:28.193	7	22.932	-
6	259	Michael Quinn	7	17:38.834	1:19.046	2:28.870	5	22.828	-
7	231	Ivan Brown Kerr	7	17:51.484	1:31.696	2:30.908	2	22.520	-
8	737	Alister McKee	7	18:09.098	1:49.310	2:28.982	6	22.811	-
9	463	Nigel McKee	7	18:35.730	2:15.942	2:35.936	3	21.794	-
10	767	Sam Wilson	7	18:38.004	2:18.216	2:32.968	5	22.216	-
11	650	Bryan Trimble	7	18:39.375	2:19.587	2:32.439	5	22.294	-
12	521	Nigel Carson	7	18:54.221	2:34.433	2:38.029	7	21.505	-
13	696	Russell Houston	7	19:44.755	3:24.967	2:34.643	6	21.976	-
14	500	Gary Walker	6	16:22.846	1 Lap	2:28.218	4	22.928	-
15	424	Terry McCann	6	16:24.490	1.644	2:31.030	6	22.501	-
16	245	Lawrence Ruddock	6	16:53.692	30.846	2:42.111	2	20.963	-
17	114	David McKnight	6	17:03.315	40.469	2:38.185	3	21.484	-
18	616	Keith Conway	6	17:04.688	41.842	2:38.087	3	21.497	-
19	239	Mervyn Garrett	6	17:18.170	55.324	2:32.364	4	22.304	-
20	384	Willy Corr	6	17:29.589	1:06.743	2:39.010	4	21.372	-
21	450	Graham Wallace	6	17:32.226	1:09.380	2:48.870	2	20.124	-
22	350	Sam Simpson	6	18:00.252	1:37.406	2:29.229	6	22.773	-
23	271	Lee Ruddock	5	17:35.562	2 Laps	2:29.968	3	22.661	-
24	911	Aaron Wilde	5	17:43.256	7.694	2:49.640	5	20.033	-
Not Classified									
DNF	1	Derek Morgan	4	13:04.746		3:03.127	3	18.558	-
DNF	219	Johnny Timmons	3	9:07.538		2:52.121	3	19.744	-
DNF	614	Harry Jellie	3	17:21.994		4:05.205	2	13.859	-
DNF	111	Gareth Mullan	2	4:47.453		2:22.813	2	23.796	-
DNF	419	Chris Bosanko	2	5:15.557		2:31.601	2	22.417	-
DNF	202	James McClements	2	5:27.144		2:38.957	2	21.379	-
DNF	525	Richard Moore	2	5:30.736		2:38.925	2	21.384	-
DNF	661	Graeme McKee	1	2:50.678		--:--:--:--	1	-	-



MyLaps.com







Results of Highand Bakery MX2 - Race 1

Date Jul 13, 2007 12:07:00 PM
Event Ulster Championship
Group Highand Bakery MX2
Track Seaforde (0.944 Miles)
Tasks • Show Lapchart



Motorcycle Racing Associa

Best Lap Tm		2:03.034		In Lap		2			
Best Speed		27.622		by		Donal Teague			
Pos	No.	Name	Laps	Total Tm	Diff	Best Tm	In Lap	Best Spd (Mph)	Additi
1	295	Donal Teague	7	15:06.855		2:03.034	2	27.622	-
2	99	Roy Kennedy	7	15:36.572	29.717	2:08.909	3	26.363	-
3	238	Gareth Ewing	7	15:38.249	31.394	2:11.378	2	25.867	-
4	596	Paul Gray	7	15:48.688	41.833	2:11.095	2	25.923	-
5	741	Don Murray	7	15:57.568	50.713	2:11.276	2	25.887	-
6	265	Mark Fleming	7	16:05.436	58.581	2:07.506	3	26.653	-
7	475	Wayne Hutchinson	7	16:09.259	1:02.404	2:13.728	3	25.413	-
8	198	Jordon Blakely	7	16:11.082	1:04.227	2:16.466	4	24.903	-
9	371	Scott Browne	7	16:13.716	1:06.861	2:13.961	4	25.369	-
10	615	Adrian Douglas	7	16:21.053	1:14.198	2:13.493	3	25.458	-
11	252	Clifford Wilson	7	16:23.882	1:17.027	2:14.158	5	25.331	-
12	274	David Ferris	7	16:29.944	1:23.089	2:18.383	2	24.558	-
13	631	Bobbie Graham	7	16:52.540	1:45.685	2:19.935	5	24.286	-
14	205	Aaron Jordon	7	16:55.563	1:48.708	2:20.330	2	24.217	-
15	312	Jonathan Martin	7	17:03.761	1:56.906	2:19.628	5	24.339	-
16	225	Craig Shields	7	17:04.363	1:57.508	2:20.405	3	24.204	-
17	214	Allan McBurney	7	17:07.377	2:00.522	2:18.130	4	24.603	-
18	212	Richard Linton	7	17:12.464	2:05.609	2:23.113	5	23.746	-
19	613	Barry Donaghy	7	17:22.632	2:15.777	2:12.512	2	25.646	-
20	329	Richard Greer	7	17:24.541	2:17.686	2:16.811	2	24.840	-
21	376	Stephen Todd	7	17:30.036	2:23.181	2:22.606	3	23.831	-
22	317	Ryan Green	6	15:09.746	1 Lap	2:27.010	2	23.117	-
23	500	Mark Kearney	6	15:24.071	14.325	2:26.116	3	23.258	-
24	390	Andrew Spratt	6	15:24.807	15.061	2:24.079	2	23.587	-
25	241	Marc Eccles	6	15:30.235	20.489	2:28.019	4	22.959	-
26	535	Ryan Devlin	6	15:54.558	44.812	2:27.500	2	23.040	-
27	556	Mark Elliot	6	16:53.028	1:43.282	2:43.738	3	20.755	-
28	388	Danny Curran	6	17:50.633	2:40.887	2:49.664	6	20.030	-
29	774	Darren McAlorun	1	18:04.256	6 Laps	--:--:--:--	1	-	-
Not Classified									
DNF	242	David Gage	5	12:05.168		2:21.547	3	24.009	-
DNF	20	Thomas Nixon	5	12:48.132		2:28.986	3	22.810	-
DNF	497	Ralph Ginesi	5	13:18.638		2:30.735	3	22.546	-
DNF	418	Adam Ingram	5	13:23.331		2:16.295	3	24.934	-
DNF	377	Craig Browne	4	9:57.418		2:15.212	4	25.134	-

DNF	232	Joe Speers		3	7:10.712	2:20.034	2	24.268	 -
DNF	540	Andrew Richardson		3	9:50.908	2:20.999	2	24.102	 -
DNF	369	Gareth Mulligan		3	13:09.490	2:39.262	2	21.338	 -
DNF	611	Mark Patterson		2	4:15.913	2:06.961	2	26.767	-
DNF	286	David Dickson		2	4:44.512	2:18.571	2	24.525	-

©2007 Mylaps.com



MyLaps.com

Results of Highand Bakery MX2 - Race 2

Date Jul 13, 2007 1:15:00 PM
Event Ulster Championship
Group Highand Bakery MX2
Track Seaforde (0.944 Miles)
Tasks • Show Lapchart



Motorcycle Racing Associa

Best Lap Tm		2:15.729		In Lap		2			
Best Speed		25.038		by		Donal Teague			
Pos	No.	Name	Laps	Total Tm	Diff	Best Tm	In Lap	Best Spd (Mph)	Additi
1	295	Donal Teague	7	16:38.772		2:15.729	2	25.038	-
2	265	Mark Fleming	7	17:00.479	21.707	2:22.966	2	23.771	-
3	238	Gareth Ewing	7	17:02.055	23.283	2:24.410	7	23.533	-
4	214	Allan McBurney	7	17:02.401	23.629	2:22.880	5	23.785	-
5	741	Don Murray	7	17:10.158	31.386	2:21.864	2	23.955	-
6	252	Clifford Wilson	7	17:15.065	36.293	2:22.905	2	23.781	-
7	329	Richard Greer	7	17:18.551	39.779	2:24.425	5	23.531	-
8	596	Paul Gray	7	17:34.114	55.342	2:24.387	6	23.537	-
9	225	Craig Shields	7	17:46.045	1:07.273	2:29.811	3	22.685	-
10	198	Jordon Blakely	7	18:04.324	1:25.552	2:28.527	5	22.881	-
11	388	Danny Curran	7	18:28.010	1:49.238	2:33.551	7	22.132	-
12	99	Roy Kennedy	7	18:31.107	1:52.335	2:33.084	5	22.200	-
13	274	David Ferris	7	18:46.069	2:07.297	2:37.827	2	21.532	-
14	205	Aaron Jordon	7	18:50.928	2:12.156	2:35.517	2	21.852	-
15	317	Ryan Green	7	18:52.584	2:13.812	2:37.047	7	21.639	-
16	500	Mark Kearney	6	16:40.331	1 Lap	2:37.907	3	21.522	-
17	376	Stephen Todd	6	16:51.777	11.446	2:35.324	2	21.879	-
18	497	Ralph Ginesi	6	17:54.371	1:14.040	2:46.097	4	20.460	-
19	212	Richard Linton	6	18:21.173	1:40.842	2:39.470	2	21.311	-
20	241	Marc Eccles	6	18:24.526	1:44.195	2:47.707	3	20.264	-
21	418	Adam Ingram	5	17:05.194	2 Laps	2:43.481	4	20.788	-
22	475	Wayne Hutchinson	3	7:42.278	4 Laps	2:30.352	2	22.603	-
23	377	Craig Browne	3	7:58.189	15.911	2:31.342	2	22.455	-
24	556	Mark Elliot	3	10:04.192	2:21.914	3:02.499	2	18.621	-
Not Classified									
DNF	631	Bobbie Graham	6	15:35.902		2:24.028	5	23.595	-
DNF	611	Mark Patterson	5	12:27.794		2:22.178	3	23.902	-
DNF	242	David Gage	2	6:47.862		3:13.914	2	17.525	-
DNF	390	Andrew Spratt	2	7:18.571		3:19.798	2	17.009	-
DNF	535	Ryan Devlin	1	2:54.302		--:--:--:--	1	-	-



MyLaps.com



Results of NON QUALIFIERS - RACE 1

Date Jul 13, 2007 11:10:00 AM
Event Ulster Championship
Group NON QUALIFIERS
Track Seaforde (0.944 Miles)



Tasks Sort Results by Class
 Show Lapchart

Motorcycle Racing Associa

Best Lap Tm		2:10.445		In Lap		2				
Best Speed		26.052		by		Colin McKee				
Pos	No.	Name	Laps	Total Tm	Diff	Best Tm	In Lap	Best Spd (Mph)	Additi	
Class: Grade C										
1	353	Colin McKee	6	13:18.797		2:10.445	2	26.052	-	
2	289	Clifford McCormick	6	13:21.005	2.208	2:11.262	5	25.890	-	
3	220	Scott Shields	6	13:22.968	4.171	2:12.539	3	25.641	-	
4	398	Ross Blakely	6	13:47.818	29.021	2:13.628	3	25.432	-	
5	515	Nigel Hamilton	6	13:47.993	29.196	2:11.892	6	25.767	-	
6	572	Stanley Hutchinson	6	14:17.232	58.435	2:20.079	4	24.261	-	
7	430	Peter Killen	6	14:33.964	1:15.167	2:14.450	3	25.276	-	
8	658	Stephen Kennedy	6	14:35.628	1:16.831	2:18.786	2	24.487	-	
9	294	Peter Teague	6	15:10.217	1:51.420	2:29.337	2	22.757	-	
10	342	Lynsey Traynor	6	15:31.162	2:12.365	2:21.881	3	23.952	-	
11	526	Rowly Sutor	6	15:47.916	2:29.119	2:35.729	2	21.823	-	
12	480	Nik Saunderson	5	13:51.645	1 Lap	2:28.621	2	22.866	-	
13	210	Matthew King		5	13:59.868	8.223	2:19.995	3	24.275	
14	644	Tony Ferguson	5	14:10.292	18.647	2:45.872	2	20.488	-	
Class: Expert										
1	308	Mark Shaw	5	13:58.404		2:19.121	2	24.428	-	



MyLaps.com

Results of NON QUALIFIERS - RACE 2

Date Jul 13, 2007 12:30:00 PM
Event Ulster Championship
Group NON QUALIFIERS
Track Seaforde (0.944 Miles)



Tasks Sort Results by Class
 Show Lapchart

Motorcycle Racing Associa

Best Lap Tm	2:27.141	In Lap	2						
Best Speed	23.096	by	Peter Killen						
Pos	No.	Name	Laps	Total Tm	Diff	Best Tm	In Lap	Best Spd (Mph)	Additic
Class: Grade C									
1	430	Peter Killen	5	12:51.601		2:27.141	2	23.096	-
2	353	Colin McKee	5	13:13.053	21.452	2:33.487	3	22.141	-
3	220	Scott Shields	5	13:23.248	31.647	2:30.437	4	22.590	-
4	398	Ross Blakely	5	13:47.769	56.168	2:39.367	5	21.324	-
5	515	Nigel Hamilton	5	15:05.093	2:13.492	2:55.719	3	19.340	-
6	658	Stephen Kennedy	4	11:26.408	1 Lap	2:41.856	2	20.996	-
7	526	Rowly Sutor	4	13:33.482	2:07.074	3:08.917	2	17.989	-
8	294	Peter Teague	4	13:38.143	2:11.735	3:01.746	4	18.699	-
9	644	Tony Ferguson	3	12:36.701	2 Laps	3:39.711	3	15.468	-
Not Classified									
DNF	342	Lynsey Traynor	2	5:43.496		2:51.267	2	19.843	-
Class: Expert									
1	308	Mark Shaw	5	14:08.236		2:39.625	2	21.290	-