



MyLaps.com

Results of Group1 - Billy Hutton Race 1



Date Aug 4, 2007 11:20:00 AM
Event Billy Hutton Memorial Scramble
Group Group1
Track Bells Hill (0.900 Miles)



Tasks Sort Results by Class
 Show Lapchart

Motorcycle Racing Associa

Best Lap Tm		2:07.705		In Lap		3			
Best Speed		25.371		by		Mark Jones			
Pos	No.	Name	Laps	Total Tm	Diff	Best Tm	In Lap	Best Spd (Mph)	Additi
1	1	Mark Jones	12	24:13.737		2:07.705	3	25.371	-
2	3	Tommy Merton	12	24:15.980	2.243	2:09.073	2	25.102	-
3	57	Richard Bird	12	24:46.879	33.142	2:09.911	4	24.940	-
4	4	Michael Sinton	12	24:51.374	37.637	2:12.698	3	24.416	-
5	33	Wayne Garrett	12	24:51.858	38.121	2:12.523	11	24.449	-
6	10	Stephen Kelly	12	25:12.911	59.174	2:14.851	5	24.027	-
7	42	David McCamley	12	25:13.112	59.375	2:14.203	4	24.143	-
8	15	Phillip McLaughlin	12	25:14.893	1:01.156	2:14.347	6	24.117	-
9	17	Adam McKee	12	25:22.336	1:08.599	2:14.269	3	24.131	-
10	44	Jason Garrett	12	25:22.912	1:09.175	2:15.112	4	23.980	-
11	18	Lloyd Ruddell	12	26:04.957	1:51.220	2:18.308	3	23.426	-
12	40	Niall McAuley	12	26:05.743	1:52.006	2:18.668	5	23.365	-
13	714	Mark Galloway	12	26:06.458	1:52.721	2:19.039	9	23.303	-
14	13	Drew Goudy	12	26:48.132	2:34.395	2:21.344	9	22.923	-
15	7	Willie Simpson	11	24:15.138	1 Lap	2:22.306	5	22.768	-
16	64	Gary Gibson	11	24:17.270	2.132	2:20.438	3	23.071	-
17	8	Stephen Russell	11	24:19.314	4.176	2:22.559	6	22.727	-
18	47	Trevor Cubitt	11	24:20.606	5.468	2:22.769	6	22.694	-
19	9	Richard Watt	11	24:21.324	6.186	2:22.405	5	22.752	-
20	35	Phil Harris	11	24:22.886	7.748	2:21.760	5	22.856	-
21	67	Gordon Clarke	11	24:25.473	10.335	2:22.152	4	22.793	-
22	43	Ian Carson	11	24:33.503	18.365	2:21.296	3	22.931	-
23	48	Stuart Nesbitt	11	24:35.713	20.575	2:21.791	7	22.851	-
24	149	James McFerran	11	24:36.065	20.927	2:23.706	4	22.546	-
25	26	Adam Kennedy	11	24:39.079	23.941	2:22.939	8	22.667	-
26	216	Chris Ross	11	24:43.447	28.309	2:23.877	5	22.519	-
27	736	Alex Lyons	11	25:08.332	53.194	2:23.417	3	22.591	-
28	777	David Mulligan	11	25:10.499	55.361	2:26.349	3	22.139	-
29	125	David Kinkaid	11	25:10.634	55.496	2:24.635	7	22.401	-
30	38	Samuel Craig	11	25:27.954	1:12.816	2:23.820	6	22.528	-
31	91	Ryan Calvert	11	25:36.476	1:21.338	2:26.394	4	22.132	-
32	129	James Kennedy	11	25:41.359	1:26.221	2:26.553	10	22.108	-
33	246	Barry Robb	11	26:22.521	2:07.383	2:22.377	4	22.756	-
34	619	Graeme Jellie	11	26:40.697	2:25.559	2:31.979	4	21.319	-

35	5	Brian Steele		10	24:26.310	2 Laps	2:12.769	7	24.403	-
36	34	Stefan Simpson		10	26:02.323	1:36.013	2:21.686	3	22.867	-
37	19	Peter Bradford		8	16:51.481	4 Laps	2:20.227	6	23.105	-
Not Classified										
DNF	109	Steven McMaster		6	15:09.349		2:16.085	3	23.809	 -
DNF	169	Steven Beattie		5	9:58.614		2:22.685	4	22.707	-
DNF	122	Neil Kernohan		5	10:52.186		2:29.945	3	21.608	-

©2007 Mylaps.com



MyLaps.com

Results of Group1 - Billy Hutton Race 2



Date Aug 4, 2007 1:15:00 PM
Event Billy Hutton Memorial Scramble
Group Group1
Track Bells Hill (0.900 Miles)



Tasks Sort Results by Class
 Show Lapchart

Motorcycle Racing Associa

Best Lap Tm		2:10.331		In Lap		2				
Best Speed		24.860		by		Mark Jones				
Pos	No.	Name	Laps	Total Tm	Diff	Best Tm	In Lap	Best Spd (Mph)	Additi	
1	1	Mark Jones	11	22:25.523		2:10.331	2	24.860	-	
2	3	Tommy Merton	11	22:32.881	7.358	2:11.378	2	24.662	-	
3	57	Richard Bird	11	22:36.267	10.744	2:11.615	4	24.617	-	
4	33	Wayne Garrett		11	22:41.649	16.126	2:10.797	4	24.771	
5	5	Brian Steele	11	22:52.423	26.900	2:13.653	2	24.242	-	
6	4	Michael Sinton		11	23:11.684	46.161	2:14.350	3	24.116	
7	15	Phillip McLaughlin		11	23:16.243	50.720	2:17.153	5	23.623	
8	10	Stephen Kelly		11	23:28.977	1:03.454	2:17.987	6	23.480	
9	44	Jason Garrett		11	23:31.587	1:06.064	2:18.489	6	23.395	
10	17	Adam McKee	11	23:32.295	1:06.772	2:16.957	3	23.657	-	
11	42	David McCamley	11	23:41.008	1:15.485	2:16.785	3	23.687	-	
12	64	Gary Gibson	11	23:54.751	1:29.228	2:18.836	4	23.337	-	
13	40	Niall McAuley		11	24:06.616	1:41.093	2:21.212	4	22.944	
14	714	Mark Galloway	11	24:07.791	1:42.268	2:21.639	11	22.875	-	
15	18	Lloyd Ruddell	11	24:16.206	1:50.683	2:19.465	3	23.232	-	
16	13	Drew Goudy	11	24:20.640	1:55.117	2:23.217	9	22.623	-	
17	7	Willie Simpson		11	24:41.670	2:16.147	2:23.831	11	22.526	
18	9	Richard Watt	11	24:41.945	2:16.422	2:25.333	6	22.294	-	
19	26	Adam Kennedy	11	24:45.786	2:20.263	2:25.724	9	22.234	-	
20	48	Stuart Nesbitt		11	24:48.368	2:22.845	2:25.715	3	22.235	
21	35	Phil Harris	11	24:48.557	2:23.034	2:25.406	4	22.282	-	
22	8	Stephen Russell		10	22:27.795	1 Lap	2:26.036	5	22.186	
23	246	Barry Robb	10	22:36.363	8.568	2:24.339	3	22.447	-	
24	47	Trevor Cubitt	10	22:38.392	10.597	2:24.454	6	22.429	-	
25	129	James Kennedy		10	22:40.933	13.138	2:27.141	3	22.020	
26	34	Stefan Simpson	10	22:50.592	22.797	2:27.264	6	22.001	-	
27	67	Gordon Clarke	10	22:57.723	29.928	2:27.255	5	22.003	-	
28	149	James McFerran	10	23:00.233	32.438	2:27.976	7	21.895	-	
29	38	Samuel Craig	10	23:01.692	33.897	2:25.844	5	22.216	-	
30	777	David Mulligan	10	23:32.161	1:04.366	2:28.533	3	21.813	-	
31	91	Ryan Calvert		10	23:32.746	1:04.951	2:30.742	3	21.494	
32	125	David Kinkaid		10	23:35.886	1:08.091	2:31.235	6	21.424	
33	619	Graeme Jellie	10	25:04.360	2:36.565	2:37.230	3	20.607	-	
34	122	Neil Kernohan	8	18:59.131	3 Laps	2:33.284	3	21.137	-	

35	216	Chris Ross		7	23:08.384	4 Laps	2:29.247	3	21.709	-
Not Classified										
DNF	736	Alex Lyons		7	20:22.478		2:29.856	3	21.621	-
DNF	109	Steven McMaster		4	10:32.121		2:21.205	3	22.945	
DNF	43	Ian Carson		4	13:17.828		2:22.087	3	22.803	-

©2007 Mylaps.com



MyLaps.com

Results of Group 2 - race 1



Date Aug 4, 2007 11:50:00 AM
Event Billy Hutton Memorial Scramble
Group Group 2
Track Bells Hill (0.900 Miles)





Tasks Sort Results by Class
 Show Lapchart

Motorcycle Racing Associa

Best Lap Tm		2:23.770		In Lap		3			
Best Speed		22.536		by		Jason Kane			
Pos	No.	Name	Laps	Total Tm	Diff	Best Tm	In Lap	Best Spd (Mph)	Additi
1	51	Jason Kane	9	19:52.834		2:23.770	3	22.536	-
2	417	Mark Thompson	9	20:02.333	9.499	2:25.394	8	22.284	-
3	184	Matthew Sinton	9	20:02.363	9.529	2:27.482	2	21.969	-
4	199	Steven Martin	9	20:09.564	16.730	2:26.752	3	22.078	-
5	141	Christopher Orr	9	20:10.105	17.271	2:27.602	3	21.951	-
6	107	Eddie Brown	9	20:17.000	24.166	2:27.090	3	22.027	-
7	100	Chris Ferguson	9	20:22.690	29.856	2:27.186	6	22.013	-
8	124	Adrian Lappin	9	20:23.356	30.522	2:28.981	3	21.748	-
9	115	Melvin Scott	9	20:27.366	34.532	2:28.870	8	21.764	-
10	484	Johnny Brennan	9	20:33.193	40.359	2:29.726	3	21.640	-
11	86	Gary Addis	9	20:41.971	49.137	2:30.906	8	21.470	-
12	565	Steven Lewis	9	20:44.934	52.100	2:28.436	3	21.828	-
13	846	Shaun Turkington	9	20:45.430	52.596	2:30.918	6	21.469	-
14	299	Neil Robinson	9	20:48.991	56.157	2:30.666	9	21.505	-
15	92	Arthur McMullan	9	20:52.700	59.866	2:32.932	3	21.186	-
16	140	Richard Orr	9	20:52.708	59.874	2:31.011	8	21.455	-
17	138	Marc Barnes	9	20:54.500	1:01.666	2:31.526	4	21.382	-
18	500	Gary Walker	9	20:56.591	1:03.757	2:31.392	6	21.401	-
19	797	Chris Wright	9	20:57.709	1:04.875	2:28.886	6	21.762	-
20	146	Jon Andrews	9	21:03.115	1:10.281	2:31.346	5	21.408	-
21	670	Jordon Scott	9	21:05.152	1:12.318	2:31.761	6	21.349	-
22	400	Gerry Irvine	9	21:09.342	1:16.508	2:34.417	9	20.982	-
23	90	Michael Gibson	9	21:13.978	1:21.144	2:30.358	3	21.549	-
24	286	David Dickson	9	21:14.521	1:21.687	2:34.007	6	21.038	-
25	83	Frank Orr	9	21:15.720	1:22.886	2:34.161	8	21.017	-
26	350	Sam Simpson	9	21:20.240	1:27.406	2:34.474	4	20.974	-
27	388	Danny Curran	9	21:35.163	1:42.329	2:34.163	4	21.017	-
28	566	Johnny Dougan	9	21:47.778	1:54.944	2:30.578	3	21.517	-
29	580	Dean Burnside	9	21:50.429	1:57.595	2:29.154	4	21.723	-
30	214	Allan McBurney	8	18:16.364	1 Lap	2:30.529	5	21.524	-
31	108	Paul Marner	8	19:39.124	1:22.760	2:25.085	3	22.332	-
32	715	Michael Galloway	8	19:57.059	1:40.695	2:24.752	4	22.383	-
33	135	Jonathan McCready	8	19:57.526	1:41.162	2:43.070	5	19.869	-
34	403	Ricky Portis	8	20:20.936	2:04.572	2:30.662	3	21.505	-

35	319	William Flack		8	21:27.659 3:11.295	2:36.469	4	20.707	-
36	168	Philip Marner		7	17:21.415 2 Laps	2:26.951	3	22.048	 -
37	103	Joel Brown		7	21:38.581 4:17.166	2:27.634	4	21.946	-
38	740	Jeff Wright		6	14:21.771 3 Laps	2:28.780	2	21.777	-
39	68	Lloyd Scates		6	17:36.563 3:14.792	2:37.304	3	20.597	-

Not Classified

DNF	49	Sam McKee		5	10:39.735	2:36.690	5	20.678	 -
DNF	119	Phillip McMaster		5	12:27.680	2:30.294	3	21.558	-
DNF	147	Paul Beattie		3	5:10.527	2:27.030	3	22.036	-
DNF	174	Christopher Todd		3	5:24.864	2:33.336	3	21.130	-
DNF	120	Brian Bell		2	3:51.090	3:44.242	2	14.449	-



MyLaps.com

Results of Group 2 - Race 2

Date Aug 4, 2007 1:45:00 PM
Event Billy Hutton Memorial Scramble
Group Group 2
Track Bells Hill (0.900 Miles)



Tasks Sort Results by Class
 Show Lapchart

Motorcycle Racing Associa

Best Lap Tm		2:25.353		In Lap		6			
Best Speed		22.291		by		Christopher Orr			
Pos	No.	Name	Laps	Total Tm	Diff	Best Tm	In Lap	Best Spd (Mph)	Additi
1	141	Christopher Orr	9	19:58.137		2:25.353	6	22.291	-
2	417	Mark Thompson	9	20:04.663	6.526	2:27.376	3	21.985	-
3	565	Steven Lewis	9	20:09.962	11.825	2:27.828	8	21.917	-
4	100	Chris Ferguson	9	20:15.968	17.831	2:28.438	2	21.827	-
5	51	Jason Kane	9	20:17.523	19.386	2:26.953	2	22.048	-
6	115	Melvin Scott	9	20:29.175	31.038	2:29.859	7	21.620	-
7	484	Johnny Brennan	9	20:30.591	32.454	2:31.561	4	21.378	-
8	124	Adrian Lappin	9	20:31.104	32.967	2:30.266	9	21.562	-
9	103	Joel Brown	9	20:32.537	34.400	2:30.449	8	21.536	-
10	199	Steven Martin	9	20:39.436	41.299	2:28.252	4	21.855	-
11	797	Chris Wright	9	20:54.207	56.070	2:32.539	8	21.240	-
12	107	Eddie Brown	9	20:56.675	58.538	2:31.978	2	21.319	-
13	120	Brian Bell	9	20:58.445	1:00.308	2:30.926	3	21.467	-
14	146	Jon Andrews	9	21:05.055	1:06.918	2:34.272	7	21.002	-
15	86	Gary Addis	9	21:06.125	1:07.988	2:33.872	4	21.056	-
16	90	Michael Gibson	9	21:09.856	1:11.719	2:34.222	7	21.009	-
17	846	Shaun Turkington	9	21:12.206	1:14.069	2:31.197	2	21.429	-
18	350	Sam Simpson	9	21:15.365	1:17.228	2:34.656	3	20.950	-
19	299	Neil Robinson	9	21:16.687	1:18.550	2:34.198	5	21.012	-
20	184	Matthew Sinton	9	21:17.185	1:19.048	2:34.039	5	21.034	-
21	140	Richard Orr	9	21:18.125	1:19.988	2:34.232	8	21.007	-
22	670	Jordon Scott	9	21:28.023	1:29.886	2:34.107	6	21.024	-
23	83	Frank Orr	9	21:28.457	1:30.320	2:35.689	4	20.811	-
24	566	Johnny Dougan	9	21:33.048	1:34.911	2:33.093	5	21.164	-
25	319	William Flack	9	21:41.279	1:43.142	2:38.181	4	20.483	-
26	92	Arthur McMullan	9	22:14.919	2:16.782	2:35.021	2	20.900	-
27	214	Allan McBurney	8	20:07.386	1 Lap	2:38.527	3	20.438	-
28	715	Michael Galloway	8	20:17.674	10.288	2:30.457	5	21.534	-
29	286	David Dickson	8	21:34.079	1:26.693	2:35.097	5	20.890	-
30	388	Danny Curran	8	22:29.300	2:21.914	2:44.024	5	19.753	-
31	138	Marc Barnes	7	16:10.983	2 Laps	2:36.281	4	20.732	-
32	740	Jeff Wright	7	17:26.014	1:15.031	2:34.809	5	20.929	-
33	400	Gerry Irvine	7	20:26.397	4:15.414	2:40.029	5	20.246	-
34	580	Dean Burnside	6	16:52.343	3 Laps	2:25.795	2	22.223	-

Not Classified								
DNF	135	Jonathan McCreedy	4	8:42.040	2:36.681	3	20.679	-
DNF	119	Phillip McMaster	3	5:27.682	2:33.949	3	21.046	-
DNF	500	Gary Walker	3	6:44.677	2:54.956	2	18.519	-

©2007 Mylaps.com



MyLaps.com

Results of Group 3 - Group 3 Race 1



Date Aug 4, 2007 12:15:00 PM
Event Billy Hutton Memorial Scramble
Group Group 3
Track Bells Hill (0.900 Miles)



Tasks Sort Results by Class
 Show Lapchart

Motorcycle Racing Associa

Best Lap Tm		2:28.407		In Lap		5				
Best Speed		21.832		by		Gavin McCormick				
Pos	No.	Name	Laps	Total Tm	Diff	Best Tm	In Lap	Best Spd (Mph)	Additi	
1	611	Mark Patterson	7	15:07.136		2:29.443	6	21.681	-	
2	144	Gavin McCormick	7	15:15.371	8.235	2:28.407	5	21.832	-	
3	84	John Orr		7	15:17.184	10.048	2:29.222	4	21.713	
4	94	Gavin Greer	7	15:23.568	16.432	2:29.433	6	21.682	-	
5	464	Michael Huddleson		7	15:23.897	16.761	2:29.821	3	21.626	
6	134	Colin Paul		7	15:40.495	33.359	2:32.512	5	21.244	
7	196	Wm Herron	7	15:43.303	36.167	2:29.446	3	21.680	-	
8	349	Gary Bell	7	15:47.260	40.124	2:32.147	4	21.295	-	
9	475	Wayne Hutchinson	7	15:51.643	44.507	2:35.376	4	20.853	-	
10	631	Bobbie Graham	7	15:51.877	44.741	2:32.532	5	21.241	-	
11	767	Sam Wilson		7	16:01.475	54.339	2:34.891	4	20.918	
12	270	Colin Barrett	7	16:02.464	55.328	2:37.263	4	20.602	-	
13	655	Ashley Bowen	7	16:09.396	1:02.260	2:34.924	3	20.913	-	
14	93	Stephen Hayes	7	16:11.253	1:04.117	2:35.358	5	20.855	-	
15	329	Richard Greer	7	16:11.486	1:04.350	2:37.810	3	20.531	-	
16	225	Craig Shields	7	16:15.419	1:08.283	2:37.815	6	20.530	-	
17	376	Stephen Todd		7	16:20.263	1:13.127	2:39.221	3	20.349	
18	360	Aaron Uprichard	7	16:21.084	1:13.948	2:37.758	7	20.538	-	
19	137	Norman Robinson		7	16:24.050	1:16.914	2:40.000	6	20.250	
20	460	Edward Steenson	7	16:25.410	1:18.274	2:40.435	4	20.195	-	
21	696	Russell Houston	7	16:28.171	1:21.035	2:41.778	2	20.027	-	
22	245	Lawrence Ruddock	7	16:35.965	1:28.829	2:42.337	5	19.958	-	
23	637	David Malcolmson	7	16:36.064	1:28.928	2:38.715	7	20.414	-	
24	772	Colin Burns	7	16:37.674	1:30.538	2:41.341	6	20.082	-	
25	346	Raymond Young	7	16:44.545	1:37.409	2:38.797	6	20.403	-	
26	318	Steven White	7	16:45.877	1:38.741	2:40.130	3	20.234	-	
27	241	Marc Eccles	7	16:46.626	1:39.490	2:41.811	3	20.023	-	
28	511	Peter Denney	7	16:48.463	1:41.327	2:42.793	4	19.903	-	
29	602	Dean Fitzsimmons	7	16:50.005	1:42.869	2:38.458	4	20.447	-	
30	300	John Moore	7	16:51.466	1:44.330	2:43.008	4	19.876	-	
31	332	John Weir	7	16:52.093	1:44.957	2:42.737	3	19.909	-	
32	259	Michael Quinn	7	16:56.514	1:49.378	2:43.685	3	19.794	-	
33	395	Alan Campbell		7	17:14.665	2:07.529	2:37.204	4	20.610	
34	274	David Ferris	7	17:21.871	2:14.735	2:41.971	4	20.004	-	

35	626	David Buckley		6	14:05.427	1 Lap	2:41.940	4	20.007		-
36	455	Gareth McDowell		6	15:33.190	1:27.763	2:41.890	4	20.014		-
37	260	Gary Kernohan		6	17:20.741	3:15.314	2:39.132	5	20.360		-
38	369	Gareth Mulligan		6	17:43.465	3:38.038	2:41.966	4	20.004		-
39	99	Roy Kennedy		5	12:50.693	2 Laps	2:37.055	4	20.630		-

Not Classified

DNF	424	Terry McCann		4	8:41.007		2:44.963	3	19.641		-
DNF	532	Matthew Bosanko		3	5:23.326		2:36.698	2	20.677		-

©2007 Mylaps.com



MyLaps.com

Results of Group 3 - Race 2





Date Aug 4, 2007 2:05:00 PM
Event Billy Hutton Memorial Scramble
Group Group 3
Track Bells Hill (0.900 Miles)



Tasks Sort Results by Class
 Show Lapchart

Motorcycle Racing Associa

Best Lap Tm		2:29.027		In Lap		6				
Best Speed		21.741		by		Mark Patterson				
Pos	No.	Name	Laps	Total Tm	Diff	Best Tm	In Lap	Best Spd (Mph)	Additi	
1	611	Mark Patterson	7	15:14.181		2:29.027	6	21.741	-	
2	144	Gavin McCormick	7	15:19.195	5.014	2:29.284	4	21.704	-	
3	464	Michael Huddleson		7	15:26.911	12.730	2:29.533	4	21.667	
4	94	Gavin Greer	7	15:44.013	29.832	2:29.459	4	21.678	-	
5	134	Colin Paul		7	15:56.587	42.406	2:34.384	5	20.987	
6	631	Bobbie Graham	7	15:58.932	44.751	2:35.487	7	20.838	-	
7	475	Wayne Hutchinson	7	16:09.853	55.672	2:32.861	4	21.196	-	
8	349	Gary Bell	7	16:10.386	56.205	2:34.860	4	20.922	-	
9	196	Wm Herron	7	16:10.697	56.516	2:34.702	4	20.943	-	
10	637	David Malcolmson	7	16:15.122	1:00.941	2:37.481	6	20.574	-	
11	318	Steven White	7	16:24.627	1:10.446	2:38.444	6	20.449	-	
12	99	Roy Kennedy	7	16:39.354	1:25.173	2:37.874	4	20.523	-	
13	329	Richard Greer	7	16:43.220	1:29.039	2:42.679	7	19.917	-	
14	93	Stephen Hayes	7	16:49.191	1:35.010	2:39.938	4	20.258	-	
15	259	Michael Quinn	7	16:49.667	1:35.486	2:45.882	7	19.532	-	
16	84	John Orr		7	16:52.024	1:37.843	2:34.313	2	20.996	
17	655	Ashley Bowen	7	16:55.260	1:41.079	2:41.401	2	20.074	-	
18	696	Russell Houston	7	16:55.583	1:41.402	2:44.867	2	19.652	-	
19	260	Gary Kernohan	7	17:02.525	1:48.344	2:47.276	2	19.369	-	
20	274	David Ferris	7	17:02.864	1:48.683	2:46.118	6	19.504	-	
21	270	Colin Barrett	7	17:04.870	1:50.689	2:41.005	7	20.124	-	
22	225	Craig Shields	7	17:06.623	1:52.442	2:45.515	3	19.575	-	
23	300	John Moore	7	17:12.063	1:57.882	2:47.587	4	19.333	-	
24	626	David Buckley		7	17:12.581	1:58.400	2:44.657	6	19.677	
25	511	Peter Denney	7	17:13.648	1:59.467	2:46.084	4	19.508	-	
26	772	Colin Burns	7	17:16.830	2:02.649	2:47.814	7	19.307	-	
27	346	Raymond Young	7	17:19.270	2:05.089	2:48.025	7	19.283	-	
28	369	Gareth Mulligan	7	17:20.334	2:06.153	2:45.668	7	19.557	-	
29	395	Alan Campbell		7	17:20.786	2:06.605	2:46.005	7	19.517	
30	332	John Weir	7	17:46.292	2:32.111	2:49.207	4	19.148	-	
31	241	Marc Eccles	7	17:55.872	2:41.691	2:44.410	3	19.707	-	
32	424	Terry McCann	7	17:57.575	2:43.394	2:52.963	5	18.732	-	
33	245	Lawrence Ruddock	7	18:09.555	2:55.374	2:34.143	2	21.019	-	
34	376	Stephen Todd		7	18:17.713	3:03.532	2:47.964	3	19.290	

35	455	Gareth McDowell		6	14:30.905	1 Lap	2:48.207	4	19.262	-
36	137	Norman Robinson		6	14:32.349	1.444	2:39.648	3	20.295	
37	767	Sam Wilson		6	16:35.425	2:04.520	2:56.127	3	18.396	
38	602	Dean Fitzsimmons		5	12:01.129	2 Laps	2:47.854	3	19.302	-
Not Classified										
DNF	460	Edward Steenson		4	8:35.981		2:46.711	4	19.435	-
DNF	532	Matthew Bosanko		3	6:27.119		2:44.054	3	19.750	-

©2007 Mylaps.com



MyLaps.com

Results of Group 4 - Race 1

Date Aug 4, 2007 12:35:00 PM
Event Billy Hutton Memorial Scramble
Group Group 4
Track Bells Hill (0.900 Miles)







Tasks Sort Results by Class
 Show Lapchart

Motorcycle Racing Associa

Best Lap Tm		2:31.433		In Lap		3			
Best Speed		21.396		by		Adrian Douglas			
Pos	No.	Name	Laps	Total Tm	Diff	Best Tm	In Lap	Best Spd (Mph)	Additi
1	615	Adrian Douglas	7	15:40.144		2:31.433	3	21.396	-
2	111	Rodney Dugan	7	15:43.497	3.353	2:32.655	7	21.224	-
3	114	Stephen Gabbey	7	15:44.214	4.070	2:35.459	3	20.842	-
4	600	John Thompson	7	15:48.937	8.793	2:35.421	3	20.847	-
5	610	David Patterson	7	16:14.374	34.230	2:36.440	6	20.711	-
6	205	Aaron Jordon	7	16:41.460	1:01.316	2:37.451	3	20.578	-
7	282	Paul Campbell	7	16:51.408	1:11.264	2:44.369	3	19.712	-
8	121	Ricky Sutor	7	16:52.452	1:12.308	2:39.518	3	20.311	-
9	650	Bryan Trimble	7	16:52.883	1:12.739	2:44.829	3	19.657	-
10	521	Nigel Carson	7	16:53.260	1:13.116	2:44.804	4	19.660	-
11	661	Graeme McKee	7	16:54.046	1:13.902	2:43.721	6	19.790	-
12	571	Dawson Bratty	7	16:54.479	1:14.335	2:43.201	4	19.853	-
13	239	Mervyn Garrett	7	16:55.334	1:15.190	2:40.149	6	20.231	-
14	727	Peter Simpson	7	17:00.749	1:20.605	2:41.611	5	20.048	-
15	418	Adam Ingram	7	17:02.395	1:22.251	2:38.794	3	20.404	-
16	271	Lee Ruddock	7	17:03.943	1:23.799	2:43.403	2	19.828	-
17	224	Chris Lappin	7	17:05.129	1:24.985	2:45.270	7	19.604	-
18	315	David Flack	7	17:06.532	1:26.388	2:47.931	3	19.294	-
19	523	Damien Mc Cavigan	7	17:18.902	1:38.758	2:44.881	7	19.651	-
20	493	Liam Hamilton	7	17:23.248	1:43.104	2:49.514	3	19.113	-
21	264	Mark Brown	7	17:23.591	1:43.447	2:46.799	4	19.425	-
22	230	Timothy Shields	7	17:24.276	1:44.132	2:47.079	5	19.392	-
23	430	Peter Killen	7	17:26.388	1:46.244	2:48.973	7	19.175	-
24	620	Andrew Gibson	7	17:30.422	1:50.278	2:48.408	3	19.239	-
25	471	Keith Tinsley	7	17:32.791	1:52.647	2:46.516	7	19.458	-
26	335	Ronald Young	7	17:38.841	1:58.697	2:49.776	7	19.084	-
27	394	Philip Young	7	17:39.524	1:59.380	2:50.662	7	18.985	-
28	572	Stanley Hutchinson	7	17:42.140	2:01.996	2:46.490	5	19.461	-
29	618	Richard Loughlin	7	17:43.705	2:03.561	2:50.014	7	19.057	-
30	410	Mark Irvine	7	17:56.698	2:16.554	2:53.208	6	18.706	-
31	308	Mark Shaw	7	17:58.234	2:18.090	2:49.241	4	19.144	-
32	220	Scott Shields	7	17:59.394	2:19.250	2:51.865	6	18.852	-
33	384	Willy Corr	7	18:10.554	2:30.410	2:55.317	3	18.481	-
34	931	Johnny Heaney	6	15:41.071	1 Lap	2:52.762	6	18.754	-

35	811	Greg Rainey	6	15:46.948	5.877	2:47.374	3	19.358	-
36	323	Craig Kennedy	6	15:58.961	17.890	2:53.854	3	18.636	-
37	450	Graham Wallace	6	16:07.129	26.058	2:56.694	3	18.337	-
38	503	Gary Kearney	6	16:30.363	49.292	2:49.802	5	19.081	-
39	515	Nigel Hamilton	5	14:38.733	2 Laps	2:50.617	2	18.990	-

Not Classified

DNF	801	Mark Lemon	4	8:36.105		2:46.120	2	19.504	-
DNF	374	Trevor Anthony	4	8:55.670		2:49.665	3	19.096	-
DNF	272	Chris Little	 3	10:13.287		3:00.134	2	17.987	 -
DNF	626	David Buckley	 1	3:53.439		--:--:--:--	1	-	 -



MyLaps.com

Results of Group 4 - Race 2



Date Aug 4, 2007 2:15:00 PM
Event Billy Hutton Memorial Scramble
Group Group 4
Track Bells Hill (0.900 Miles)



Tasks Sort Results by Class
 Show Lapchart

Motorcycle Racing Associa

Best Lap Tm		2:33.041		In Lap		4			
Best Speed		21.171		by		Adrian Douglas			
Pos	No.	Name	Laps	Total Tm	Diff	Best Tm	In Lap	Best Spd (Mph)	Additi
1	801	Mark Lemon	7	15:50.149		2:34.423	5	20.981	-
2	198	Jordon Blakely	7	16:00.409	10.260	2:34.902	4	20.916	-
3	615	Adrian Douglas	7	16:08.197	18.048	2:33.041	4	21.171	-
4	114	Stephen Gabbey	7	16:31.091	40.942	2:36.540	4	20.698	-
5	111	Rodney Dugan	7	16:36.169	46.020	2:36.877	5	20.653	-
6	600	John Thompson	7	16:40.603	50.454	2:34.010	2	21.038	-
7	610	David Patterson	7	16:40.949	50.800	2:40.221	3	20.222	-
8	418	Adam Ingram	7	16:42.295	52.146	2:42.968	5	19.881	-
9	205	Aaron Jordon	7	16:50.705	1:00.556	2:44.830	3	19.657	-
10	239	Mervyn Garrett	7	16:59.680	1:09.531	2:39.380	3	20.329	-
11	571	Dawson Bratty	7	17:03.497	1:13.348	2:44.218	4	19.730	-
12	661	Graeme McKee	7	17:04.192	1:14.043	2:44.127	6	19.741	-
13	521	Nigel Carson	7	17:14.626	1:24.477	2:49.356	7	19.131	-
14	650	Bryan Trimble	7	17:15.145	1:24.996	2:46.138	7	19.502	-
15	121	Ricky Suitor	7	17:24.746	1:34.597	2:46.849	3	19.419	-
16	430	Peter Killen	7	17:25.204	1:35.055	2:48.396	4	19.240	-
17	272	Chris Little	7	17:25.968	1:35.819	2:47.637	5	19.327	-
18	811	Greg Rainey	7	17:27.047	1:36.898	2:50.007	7	19.058	-
19	523	Damien Mc Cavigan	7	17:34.159	1:44.010	2:46.966	3	19.405	-
20	282	Paul Campbell	7	17:40.818	1:50.669	2:50.920	5	18.956	-
21	323	Craig Kennedy	7	17:41.466	1:51.317	2:48.430	6	19.236	-
22	572	Stanley Hutchinson	7	17:44.946	1:54.797	2:51.579	5	18.883	-
23	335	Ronald Young	7	17:49.910	1:59.761	2:51.763	4	18.863	-
24	264	Mark Brown	7	17:50.674	2:00.525	2:51.807	6	18.858	-
25	394	Philip Young	7	17:52.384	2:02.235	2:51.713	5	18.869	-
26	224	Chris Lappin	7	18:01.966	2:11.817	2:53.696	3	18.653	-
27	315	David Flack	7	18:03.484	2:13.335	2:54.843	4	18.531	-
28	471	Keith Tinsley	7	18:04.068	2:13.919	2:53.357	7	18.690	-
29	493	Liam Hamilton	7	18:08.414	2:18.265	2:53.204	4	18.706	-
30	620	Andrew Gibson	7	18:15.406	2:25.257	2:54.097	2	18.610	-
31	308	Mark Shaw	7	18:16.076	2:25.927	2:53.326	7	18.693	-
32	220	Scott Shields	7	18:26.430	2:36.281	2:52.539	4	18.778	-
33	931	Johnny Heaney	7	18:44.619	2:54.470	2:57.625	5	18.241	-
34	384	Willy Corr	7	18:48.704	2:58.555	3:01.448	4	17.856	-

35	450	Graham Wallace	7	18:48.804	2:58.655	3:01.569	3	17.844	-
36	515	Nigel Hamilton	6	15:53.995	1 Lap	3:01.113	3	17.889	-
37	410	Mark Irvine	 6	15:55.387	1.392	3:04.556	4	17.556	 -
38	271	Lee Ruddock	6	17:03.362	1:09.367	2:45.511	2	19.576	-
39	727	Peter Simpson	5	17:20.117	2 Laps	2:57.702	3	18.233	-

Not Classified

DNF	503	Gary Kearney	3	6:11.753		2:53.554	3	18.669	-
DNF	230	Timothy Shields	3	14:22.207		3:08.550	2	17.184	-
DNF	618	Richard Loughlin	2	3:23.569		3:12.935	2	16.793	-



MyLaps.com



Results of Group 5 - Race 1

Date Aug 4, 2007 1:00:00 PM
Event Billy Hutton Memorial Scramble
Group Group 5
Track Bells Hill (0.900 Miles)
Tasks • Show Lapchart



Motorcycle Racing Associa

Best Lap Tm		2:34.334		In Lap		3			
Best Speed		20.993		by		Jordon Blakely			
Pos	No.	Name	Laps	Total Tm	Diff	Best Tm	In Lap	Best Spd (Mph)	Additi
1	198	Jordon Blakely	7	16:17.325		2:34.334	3	20.993	-
2	289	Clifford McCormick	7	16:41.472	24.147	2:42.312	2	19.962	-
3	268	Douglas Reid	7	16:52.649	35.324	2:40.297	2	20.212	-
4	463	Nigel McKee	7	17:07.201	49.876	2:41.170	3	20.103	-
5	353	Colin McKee	7	17:21.703	1:04.378	2:44.955	3	19.642	-
6	540	Andrew Richardson	7	17:23.183	1:05.858	2:49.234	4	19.145	-
7	528	James Hilland	7	17:37.390	1:20.065	2:51.773	3	18.862	-
8	232	Joe Speers	7	17:38.002	1:20.677	2:54.013	5	18.619	-
9	370	Mark Mawhinney	7	17:44.926	1:27.601	2:50.787	5	18.971	-
10	556	Mark Elliot	7	17:47.430	1:30.105	2:53.069	3	18.721	-
11	720	Gareth Graham	7	17:49.129	1:31.804	2:49.478	2	19.118	-
12	625	Martin Steenson	7	17:49.687	1:32.362	2:52.567	6	18.775	-
13	420	Tom Gibson	7	18:00.046	1:42.721	2:52.094	5	18.827	-
14	688	Llyn McKee	7	18:29.479	2:12.154	2:53.268	7	18.699	-
15	356	Rowan Stanfield	7	18:32.168	2:14.843	3:00.443	7	17.956	-
16	226	Mark Mitchell	7	18:33.912	2:16.587	2:56.995	7	18.306	-
17	191	Neville Hanna	7	18:34.732	2:17.407	2:53.434	7	18.681	-
18	526	Rowly Suitor	7	18:52.309	2:34.984	2:56.809	3	18.325	-
19	448	Wayne Knowles	7	18:54.114	2:36.789	2:53.211	5	18.706	-
20	285	Les Hasson	7	18:58.014	2:40.689	3:03.883	3	17.620	-
21	901	Derek Morgan	7	19:01.492	2:44.167	3:02.650	4	17.739	-
22	426	Peter Thompson	7	19:02.840	2:45.515	3:06.502	5	17.372	-
23	378	Gareth Leathem	7	19:03.271	2:45.946	3:03.335	7	17.673	-
24	210	Matthew King	7	19:04.743	2:47.418	3:04.560	7	17.555	-
25	218	William Poole	7	19:06.859	2:49.534	3:04.821	7	17.530	-
26	701	Michael Smith	7	19:16.935	2:59.610	3:00.354	3	17.965	-
27	451	Martin Burrowes	7	19:20.042	3:02.717	3:04.365	7	17.574	-
28	326	Ian Harrison	7	19:21.078	3:03.753	3:05.033	3	17.510	-
29	367	Nigel Young	6	16:22.286	1 Lap	3:03.839	5	17.624	-
30	219	Johnny Timmons	6	16:39.440	17.154	3:03.024	6	17.703	-
31	534	Chris White	6	16:41.776	19.490	3:11.547	6	16.915	-
32	644	Tony Ferguson	5	18:16.925	2 Laps	3:20.151	5	16.188	-
Not Classified									
DNF	333	Murray Hayes	5	11:56.471		2:49.545	5	19.110	-
DNF	328	Chris Corry	5	12:24.565		2:57.971	5	18.205	-

DNF	391	David McCourt		5	12:28.097	2:58.478	3	18.153		-
DNF	841	Michael Clarke		5	12:33.392	3:00.563	3	17.944		-
DNF	639	Stewart Hoey		5	12:33.663	2:59.248	3	18.076		-
DNF	288	Mark Vance		5	13:15.568	3:05.102	2	17.504		-
DNF	372	Andrew Little		5	13:25.843	3:11.690	3	16.902		-
DNF	361	Nathan Uprichard		4	10:42.080	2:54.941	3	18.521		-

©2007 Mylaps.com



MyLaps.com

Results of Group 5 - Race 2

Date Aug 4, 2007 2:45:00 PM
Event Billy Hutton Memorial Scramble
Group Group 5
Track Bells Hill (0.900 Miles)
Tasks • Show Lapchart



Motorcycle Racing Associa

Best Lap Tm		2:42.459		In Lap		2			
Best Speed		19.943		by		Nigel McKee			
Pos	No.	Name	Laps	Total Tm	Diff	Best Tm	In Lap	Best Spd (Mph)	Additi
1	463	Nigel McKee	7	17:13.247		2:42.459	2	19.943	-
2	268	Douglas Reid	7	17:15.608	2.361	2:48.604	2	19.217	-
3	353	Colin McKee	7	17:32.641	19.394	2:45.426	3	19.586	-
4	232	Joe Speers	7	17:36.509	23.262	2:52.448	2	18.788	-
5	370	Mark Mawhinney	7	17:37.247	24.000	2:53.789	7	18.643	-
6	191	Neville Hanna	7	17:39.614	26.367	2:52.420	3	18.791	-
7	420	Tom Gibson	7	17:42.033	28.786	2:54.708	3	18.545	-
8	688	Llyn McKee	7	17:42.587	29.340	2:51.521	6	18.890	-
9	556	Mark Elliot	7	17:43.928	30.681	2:52.634	3	18.768	-
10	328	Chris Corry	7	17:48.393	35.146	2:54.879	3	18.527	-
11	448	Wayne Knowles	7	18:03.626	50.379	2:57.545	3	18.249	-
12	625	Martin Steenson	7	18:06.291	53.044	2:56.608	7	18.346	-
13	219	Johnny Timmons	7	18:39.716	1:26.469	3:01.975	7	17.805	-
14	226	Mark Mitchell	7	18:40.430	1:27.183	3:00.360	7	17.964	-
15	356	Rowan Stanfield	7	18:41.869	1:28.622	3:02.683	4	17.736	-
16	841	Michael Clarke	7	18:45.483	1:32.236	2:58.822	6	18.119	-
17	526	Rowly Suitor	7	19:04.522	1:51.275	3:05.124	4	17.502	-
18	391	David McCourt	7	19:05.344	1:52.097	3:02.086	7	17.794	-
19	901	Derek Morgan	7	19:13.653	2:00.406	3:07.828	3	17.250	-
20	218	William Poole	7	19:15.051	2:01.804	3:07.206	5	17.307	-
21	426	Peter Thompson	7	19:20.825	2:07.578	3:08.512	5	17.187	-
22	378	Gareth Leathem	7	19:20.989	2:07.742	3:06.451	6	17.377	-
23	210	Matthew King	7	19:32.488	2:19.241	3:07.402	5	17.289	-
24	367	Nigel Young	7	19:37.737	2:24.490	3:05.917	7	17.427	-
25	528	James Hilland	7	19:39.622	2:26.375	2:59.487	3	18.051	-
26	639	Stewart Hoey	7	19:40.104	2:26.857	3:04.703	5	17.542	-
27	326	Ian Harrison	7	19:47.411	2:34.164	3:08.592	6	17.180	-
28	701	Michael Smith	7	19:51.232	2:37.985	3:06.952	3	17.331	-
29	288	Mark Vance	7	19:54.299	2:41.052	3:10.872	2	16.975	-
30	644	Tony Ferguson	7	20:04.038	2:50.791	3:13.583	7	16.737	-
31	534	Chris White	7	20:08.369	2:55.122	3:15.253	4	16.594	-
32	451	Martin Burrowes	7	20:19.110	3:05.863	3:07.362	6	17.293	-
Not Classified									
DNF	540	Andrew Richardson	4	9:28.037		2:54.290	3	18.590	-



MyLaps.com

Results of Bill Hutton Trophy Invitation Handicap R - Race 1

Date Aug 4, 2007 3:00:00 PM
Event Billy Hutton Memorial Scramble
Group Bill Hutton Trophy Invitation Handicap R
Track Bells Hill (0.900 Miles)



Tasks Sort Results by Class
 Show Lapchart

Motorcycle Racing Associa

Best Lap Tm		2:13.026	In Lap		2					
Best Speed		24.356	by		Mark Jones					
Pos	No.	Name	Laps	Total Tm	Diff	Best Tm	In Lap	Best Spd (Mph)	Additi	
1	349	Gary Bell	10	23:50.053		2:34.555	2	20.963	-	
2	484	Johnny Brennan		10	24:00.757	10:704	2:29.139	2	21.725	
3	1	Mark Jones	10	24:58.832	1:08.779	2:13.026	2	24.356	-	
4	51	Jason Kane		10	25:00.967	1:10.914	2:24.899	2	22.360	
5	33	Wayne Garrett		10	25:09.017	1:18.964	2:14.090	3	24.163	
6	57	Richard Bird	10	25:17.949	1:27.896	2:14.948	3	24.009	-	
7	5	Brian Steele	10	25:22.169	1:32.116	2:15.759	3	23.866	-	
8	15	Phillip McLaughlin		10	25:22.870	1:32.817	2:16.250	10	23.780	
9	44	Jason Garrett		10	25:52.297	2:02.244	2:18.887	3	23.328	
10	91	Ryan Calvert		10	25:55.080	2:05.027	2:33.421	3	21.118	
11	10	Stephen Kelly		10	25:57.967	2:07.914	2:19.827	3	23.171	
12	17	Adam McKee	10	26:08.529	2:18.476	2:20.881	6	22.998	-	
13	736	Alex Lyons	10	26:22.278	2:32.225	2:27.680	2	21.939	-	
14	13	Drew Goudy	9	24:03.193	1 Lap	2:23.414	7	22.592	-	
15	7	Willie Simpson		9	24:04.060	0.867	2:24.160	7	22.475	
16	714	Mark Galloway	9	24:06.372	3.179	2:22.277	9	22.772	-	
17	64	Gary Gibson	9	24:40.651	37.458	2:25.567	5	22.258	-	
18	246	Barry Robb	9	24:43.328	40.135	2:25.566	5	22.258	-	
19	777	David Mulligan	9	24:49.030	45.837	2:33.497	3	21.108	-	
20	40	Niall McAuley		9	24:54.016	50.823	2:27.802	4	21.921	
21	48	Stuart Nesbitt		9	25:03.548	1:00.355	2:30.523	5	21.525	
22	35	Phil Harris	9	25:16.751	1:13.558	2:28.759	5	21.780	-	
23	8	Stephen Russell		8	23:45.779	2 Laps	2:28.237	5	21.857	
24	4	Michael Sinton		4	12:26.184	6 Laps	2:17.323	3	23.594	
25	619	Graeme Jellie	3	8:14.344	7 Laps	2:39.007	2	20.376	-	
26	9	Richard Watt	2	7:09.649	8 Laps	2:32.503	2	21.245	-	