



## Results of Watt Motorcycles Premier Class - Race 1

**Date** Jul 13, 2006 12:00:00 PM  
**Event** ULSTER CHAMPIONSHIP/Tommy Stewart Memori  
**Group** Watt Motorcycles Premier Class  
**Track** DOWNPATRICK (1.300 Miles)



Motorcycle Racing Association (Ireland)

**Tasks** • [Show Lapchart](#)

**Best Lap Tm** 2:03.880 **In Lap** 5  
**Best Speed** 37.778 **by** Philip Mc Cullough

Pos	No.	Name	Laps	Total Tm	Diff	Best Tm	In Lap	Best Spd (Mph)	Additional
1	55	Philip Mc Cullough	11	23:04.850		2:03.880	5	37.778	-
2	33	Wayne Garrett	11	23:05.899	1.049	2:04.615	4	37.556	-
3	4	Michael Sinton	11	23:17.751	12.901	2:05.140	3	37.398	-
4	7	Tommy Merton	11	23:29.309	24.459	2:05.033	3	37.430	-
5	14	Lindsay Newell	11	23:30.593	25.743	2:07.037	2	36.840	-
6	12	David Gorman	11	23:32.569	27.719	2:06.623	5	36.960	-
7	44	Jason Garrett	11	23:39.457	34.607	2:06.609	2	36.964	-
8	711	Luke Wilde	11	23:40.041	35.191	2:06.904	6	36.878	-
9	186	Steven O Connor	11	24:04.443	59.593	2:07.408	3	36.732	-
10	21	Neil Thompson	11	24:18.185	1:13.335	2:11.156	3	35.683	-
11	36	Jonathan Eadie	11	24:20.136	1:15.286	2:10.355	4	35.902	-
12	15	Stephen Kelly	11	24:21.407	1:16.557	2:11.053	5	35.711	-
13	31	Jonathan McBride	11	25:31.638	2:26.788	2:15.347	4	34.578	-
14	19	Peter Bradford	10	23:16.323	1 Lap	2:14.876	6	34.699	-
15	9	Richard Watt	10	23:24.504	8.181	2:18.157	5	33.875	-
16	331	Alan Magee	10	23:41.137	24.814	2:18.113	3	33.885	-
17	45	Jonathan Fairley	10	24:00.213	43.890	2:16.940	3	34.176	-

### Not Classified

DNF	10	Philip McLaughlin	8	17:49.989		2:10.563	3	35.845	-
DNF	57	Richard Bird	3	6:39.301		2:09.431	3	36.158	-



## Results of Watt Motorcycles Premier Class - Race 2

**Date** Jul 13, 2006 2:15:00 PM  
**Event** ULSTER CHAMPIONSHIP/Tommy Stewart Memori  
**Group** Watt Motorcycles Premier Class  
**Track** DOWNPATRICK (1.300 Miles)



Motorcycle Racing Association (Ireland)

**Tasks** • [Show Lapchart](#)

**Best Lap Tm** 2:04.740 **In Lap** 4  
**Best Speed** 37.518 **by** Philip Mc Cullough

Pos	No.	Name	Laps	Total Tm	Diff	Best Tm	In Lap	Best Spd (Mph)	Additional
1	7	Tommy Merton	11	23:13.549		2:05.418	11	37.315	-
2	55	Philip Mc Cullough	11	23:17.056	3.507	2:04.740	4	37.518	-
3	33	Wayne Garrett	11	23:39.944	26.395	2:05.362	3	37.332	-
4	12	David Gorman	11	23:40.973	27.424	2:06.614	3	36.963	-
5	711	Luke Wilde	11	24:00.548	46.999	2:07.649	3	36.663	-
6	44	Jason Garrett	11	24:04.148	50.599	2:08.556	3	36.404	-
7	14	Lindsay Newell	11	24:05.809	52.260	2:08.828	7	36.328	-
8	21	Neil Thompson	11	24:11.160	57.611	2:10.164	3	35.955	-
9	4	Michael Sinton	11	24:12.405	58.856	2:09.330	7	36.186	-
10	15	Stephen Kelly	11	24:34.631	1:21.082	2:11.684	3	35.540	-
11	36	Jonathan Eadie	11	24:37.806	1:24.257	2:11.767	10	35.517	-
12	19	Peter Bradford	10	23:51.351	1 Lap	2:18.819	3	33.713	-
13	9	Richard Watt	10	23:59.098	7.747	2:20.582	10	33.290	-
14	331	Alan Magee	10	24:23.029	31.678	2:22.616	2	32.815	-
15	31	Jonathan McBride	10	24:32.839	41.488	2:15.877	2	34.443	-
16	45	Jonathan Fairley	10	25:05.424	1:14.073	2:19.256	2	33.607	-
17	10	Philip McLaughlin	9	25:03.265	2 Laps	2:15.977	4	34.418	-

### Not Classified

DNF	186	Steven O Connor	9	21:50.625		2:10.250	7	35.931	-
DNF	57	Richard Bird	6	14:22.959		2:11.952	4	35.467	-



## Results of Watt Motorcycles Premier Class - Race 3

**Date** Jul 13, 2006 4:25:00 PM  
**Event** ULSTER CHAMPIONSHIP/Tommy Stewart Memori  
**Group** Watt Motorcycles Premier Class  
**Track** DOWNPATRICK (1.300 Miles)



Motorcycle Racing Association (Ireland)

**Tasks** • [Show Lapchart](#)

**Best Lap Tm** 2:05.846 **In Lap** 3  
**Best Speed** 37.188 **by** Tommy Merton

Pos	No.	Name	Laps	Total Tm	Diff	Best Tm	In Lap	Best Spd (Mph)	Additional
1	7	Tommy Merton	11	23:32.833		2:05.846	3	37.188	-
2	55	Philip Mc Cullough	11	23:41.764	8.931	2:06.407	3	37.023	-
3	33	Wayne Garrett	11	23:45.967	13.134	2:08.193	3	36.507	-
4	12	David Gorman	11	23:47.112	14.279	2:08.621	4	36.386	-
5	14	Lindsay Newell	11	24:14.539	41.706	2:11.265	4	35.653	-
6	711	Luke Wilde	11	24:25.484	52.651	2:10.111	4	35.969	-
7	36	Jonathan Eadie	11	24:30.881	58.048	2:11.993	6	35.456	-
8	15	Stephen Kelly	11	24:31.441	58.608	2:12.240	7	35.390	-
9	21	Neil Thompson	11	24:39.288	1:06.455	2:13.042	5	35.177	-
10	4	Michael Sinton	11	24:54.201	1:21.368	2:10.039	2	35.989	-
11	44	Jason Garrett	11	25:00.764	1:27.931	2:13.366	4	35.091	-
12	10	Philip McLaughlin	11	25:02.601	1:29.768	2:13.781	8	34.983	-
13	19	Peter Bradford	10	23:40.260	1 Lap	2:19.463	5	33.557	-
14	9	Richard Watt	10	24:30.297	50.037	2:24.452	3	32.398	-
15	331	Alan Magee	10	24:35.090	54.830	2:25.532	3	32.158	-

### Not Classified

DNF	31	Jonathan McBride	2	5:26.783		3:08.889	2	24.776	-
DNF	57	Richard Bird	1	3:20.860		---:--:--:----	1	-	-
DNF	45	Jonathan Fairley	1	3:52.396		---:--:--:----	1	-	-



## Results of Watt Motorcycles Premier Class - WATT MOTORCYCLES OVERALL

**Event** ULSTER CHAMPIONSHIP/Tommy Stewart Memori  
**Group** Watt Motorcycles Premier Class  
**Track** DOWNPATRICK (1.300 Miles)



Pos	No.	Name	Total points	R1	R2	R3
1	55	Philip Mc Cullough	84 <a href="#">Winner Tommy Stewart Trophy</a>	30	27	27
2	7	Tommy Merton	83	23	30	30
3	33	Wayne Garrett	77	27	25	25
4	12	David Gorman	65	19	23	23
5	14	Lindsay Newell	59	21	17	21
6	711	Luke Wilde	55	15	21	19
7	4	Michael Sinton	49	25	13	11
8	44	Jason Garrett	46	17	19	10
9	21	Neil Thompson	39	11	15	13
10	36	Jonathan Eadie	37	10	10	17
11	15	Stephen Kelly	35	9	11	15
12	19	Peter Bradford	24	7	9	8
13	9	Richard Watt	21	6	8	7
14	31	Jonathan McBride	19	8	6	5
15	331	Alan Magee	18	5	7	6
16	10	Philip McLaughlin	16	3	4	9
17	186	Steven O Connor	16	13	3	--
18	45	Jonathan Fairley	12	4	5	3
19	57	Richard Bird	8	2	2	4

This session was created from 3 other sessions in this, or other events. The names of the sessions used in the result, are listed below.

- R1.** - Race 1
- R2.** - Race 2
- R3.** - Race 3



## Results of Enkolan/One stop Mortgage - RACE 1

**Date** Jul 13, 2006 11:20:00 AM  
**Event** ULSTER CHAMPIONSHIP/Tommy Stewart Memori  
**Group** Enkolan/One stop Mortgage  
**Track** DOWNPATRICK (1.300 Miles)



**Tasks**  Sort Results by Class  
 Show Lapchart

Motorcycle Racing Association (Ireland)

**Best Lap Tm** 2:09.678 **In Lap** 2  
**Best Speed** 36.089 **by** Steven McCaughey

Pos	No.	Name	Laps	Total Tm	Diff	Best Tm	In Lap	Best Spd (Mph)	Additional
1	131	Conor Bradley	8	17:29.726		2:10.348	3	35.904	-
2	141	Steven McCaughey	8	17:30.016	0.290	2:09.678	2	36.089	-
3	700	Andrew McClay	8	17:49.836	20.110	2:11.776	2	35.515	!
4	102	Ryan Shanley	8	17:51.879	22.153	2:12.291	4	35.377	-
5	179	Stephen Scott	8	17:56.011	26.285	2:12.858	2	35.226	-
6	124	Brian Bell	8	18:14.172	44.446	2:15.111	3	34.638	!
7	170	Phil Harris	8	18:17.081	47.355	2:14.741	6	34.733	-
8	565	Steven Lewis	8	18:18.871	49.145	2:15.474	2	34.545	-
9	155	Ryan Fenton	8	18:19.773	50.047	2:15.295	4	34.591	-
10	152	Dean Graham	8	18:27.164	57.438	2:14.480	2	34.801	-
11	87	Chris Ferguson	8	18:30.351	1:00.625	2:15.772	4	34.470	-
12	94	Richard Orr	8	18:37.775	1:08.049	2:16.725	5	34.229	!
13	125	David Kinkead	8	18:41.629	1:11.903	2:16.864	6	34.195	-
14	103	Joel Brown	8	18:41.944	1:12.218	2:18.289	6	33.842	!
15	122	Mark Thompson	8	18:45.635	1:15.909	2:16.922	2	34.180	!
16	117	Cathal Laverty	8	18:46.148	1:16.422	2:18.403	6	33.814	-
17	121	Jason Kane	8	18:51.985	1:22.259	2:18.532	5	33.783	-
18	135	Jonathan McCready	8	18:56.960	1:27.234	2:18.503	2	33.790	!
19	90	Michael Gibson	8	18:58.887	1:29.161	2:19.982	2	33.433	-
20	129	James Kennedy	8	19:00.705	1:30.979	2:17.363	6	34.070	-
21	178	Peter Mc Cready	8	19:03.497	1:33.771	2:17.244	5	34.100	-
22	150	Jonathan Lusk	8	19:05.778	1:36.052	2:20.687	5	33.265	!
23	84	John Orr	8	19:09.669	1:39.943	2:20.073	7	33.411	-
24	160	Raymond McMullan	8	19:13.075	1:43.349	2:18.372	7	33.822	-
25	98	Stephen Megarry	8	19:14.704	1:44.978	2:20.751	7	33.250	-
26	781	John Griffiths	8	19:14.943	1:45.217	2:19.202	8	33.620	-
27	114	Stephen Gabbey	8	19:20.701	1:50.975	2:16.681	2	34.240	-
28	85	Gordon Roberts	8	19:22.038	1:52.312	2:22.214	3	32.908	-
29	92	Arthur McMullan	8	19:27.115	1:57.389	2:21.547	3	33.063	-
30	105	Christopher Orr	8	19:31.078	2:01.352	2:21.790	3	33.007	-
31	134	Colin Paul	8	19:38.574	2:08.848	2:22.301	6	32.888	!
32	118	Andrew Megarry	8	19:41.947	2:12.221	2:21.857	3	32.991	-
33	168	Steven Beattie	8	19:44.449	2:14.723	2:19.430	4	33.565	-
34	83	Frank Orr	8	19:45.697	2:15.971	2:23.777	6	32.550	-
35	96	Francis Nugent	8	19:56.356	2:26.630	2:25.205	4	32.230	!
36	133	Gary Magee	8	20:24.699	2:54.973	2:20.349	2	33.345	-

37	99	Roy Kennedy	7	17:44.163	1 Lap	2:27.894	4	31.644	-
38	77	Darren Clegg	7	17:45.783	1.620	2:29.606	2	31.282	-
39	132	Jordan Wright	7	17:48.702	4.539	2:25.346	4	32.199	-
40	111	Gareth Mullan	6	14:52.892	2 Laps	2:23.476	2	32.619	-
<b>Not Classified</b>									
DNF	79	Adam Heaney	4	10:31.783		2:23.703	2	32.567	-
DNF	171	Ryan Calvert	2	7:12.677		4:43.226	2	16.524	-



## Results of Enkolan/One stop Mortgage - Race 2





**Date** Jul 13, 2006 1:30:00 PM  
**Event** ULSTER CHAMPIONSHIP/Tommy Stewart Memori  
**Group** Enkolan/One stop Mortgage  
**Track** DOWNPATRICK (1.300 Miles)



**Tasks**  Sort Results by Class  
 Show Lapchart

Motorcycle Racing Association (Ireland)

Best Lap Tm		2:12.476		In Lap		3			
Best Speed		35.327		by		Conor Bradley			
Pos	No.	Name	Laps	Total Tm	Diff	Best Tm	In Lap	Best Spd (Mph)	Additional
1	131	Conor Bradley	8	17:56.106		2:12.476	3	35.327	-
2	141	Steven McCaughey	8	18:00.004	3.898	2:13.235	6	35.126	-
3	152	Dean Graham	8	18:02.378	6.272	2:13.686	4	35.007	-
4	102	Ryan Shanley	8	18:04.685	8.579	2:14.042	2	34.914	-
5	179	Stephen Scott	8	18:07.920	11.814	2:13.763	6	34.987	-
6	700	Andrew McClay	8	18:28.448	32.342	2:14.808	4	34.716	
7	170	Phil Harris	8	18:40.516	44.410	2:16.670	5	34.243	-
8	565	Steven Lewis	8	18:46.079	49.973	2:17.394	5	34.063	-
9	87	Chris Ferguson	8	18:51.650	55.544	2:18.883	3	33.697	-
10	121	Jason Kane	8	18:54.016	57.910	2:18.253	3	33.851	-
11	168	Steven Beattie	8	19:01.931	1:05.825	2:17.432	2	34.053	-
12	103	Joel Brown	8	19:02.491	1:06.385	2:20.085	2	33.408	
13	122	Mark Thompson	8	19:12.515	1:16.409	2:21.571	4	33.058	
14	94	Richard Orr	8	19:15.660	1:19.554	2:21.179	7	33.149	
15	171	Ryan Calvert	8	19:21.648	1:25.542	2:20.986	5	33.195	-
16	160	Raymond McMullan	8	19:24.886	1:28.780	2:21.209	7	33.142	-
17	125	David Kinhead	8	19:27.035	1:30.929	2:21.801	7	33.004	-
18	105	Christopher Orr	8	19:28.865	1:32.759	2:23.324	3	32.653	-
19	178	Peter Mc Cready	8	19:31.695	1:35.589	2:19.318	3	33.592	-
20	150	Jonathan Lusk	8	19:34.188	1:38.082	2:23.717	5	32.564	
21	133	Gary Magee	8	19:37.305	1:41.199	2:23.736	2	32.560	-
22	90	Michael Gibson	8	19:38.930	1:42.824	2:24.154	2	32.465	-
23	84	John Orr	8	19:39.841	1:43.735	2:24.389	2	32.412	-
24	134	Colin Paul	8	19:40.767	1:44.661	2:23.720	3	32.563	
25	114	Stephen Gabbey	8	19:44.838	1:48.732	2:19.975	2	33.435	-
26	118	Andrew Megarry	8	19:48.432	1:52.326	2:24.790	3	32.323	-
27	117	Cathal Laverty	8	19:48.809	1:52.703	2:20.967	5	33.199	-
28	85	Gordon Roberts	8	19:50.911	1:54.805	2:24.699	6	32.343	-
29	92	Arthur McMullan	8	19:57.857	2:01.751	2:24.961	4	32.285	-
30	98	Stephen Megarry	8	20:01.922	2:05.816	2:22.080	3	32.939	-
31	129	James Kennedy	8	20:03.898	2:07.792	2:21.202	3	33.144	-
32	83	Frank Orr	8	20:10.433	2:14.327	2:27.724	3	31.681	-
33	132	Jordan Wright	8	20:12.248	2:16.142	2:27.335	3	31.764	-
34	96	Francis Nugent	8	20:17.326	2:21.220	2:27.193	3	31.795	
35	79	Adam Heaney	8	20:37.957	2:41.851	2:29.649	2	31.273	-
36	99	Roy Kennedy	7	18:05.796	1 Lap	2:30.805	6	31.033	-

37	77	Darren Clegg		7	18:10.451	4.655	2:30.745	5	31.046	-
38	781	John Griffiths		7	18:13.313	7.517	2:20.817	3	33.235	-
39	111	Gareth Mullan		7	18:26.216	20.420	2:30.085	4	31.182	-
40	124	Brian Bell		7	19:00.421	54.625	2:19.328	5	33.590	 -
<b>Not Classified</b>										
DNF	155	Ryan Fenton		5	11:54.983		2:18.119	4	33.884	-
DNF	135	Jonathan McCready		5	12:37.999		2:26.931	2	31.852	 -





## Results of Enkolan/One stop Mortgage - Race 3

**Date** Jul 13, 2006 3:15:00 PM  
**Event** ULSTER CHAMPIONSHIP/Tommy Stewart Memori  
**Group** Enkolan/One stop Mortgage  
**Track** DOWNPATRICK (1.300 Miles)



**Tasks**  Sort Results by Class  
 Show Lapchart

Motorcycle Racing Association (Ireland)

Best Lap Tm		2:14.331		In Lap		3			
Best Speed		34.839		by		Conor Bradley			
Pos	No.	Name	Laps	Total Tm	Diff	Best Tm	In Lap	Best Spd (Mph)	Additional
1	152	Dean Graham	8	18:13.908		2:15.576	6	34.519	-
2	131	Conor Bradley	8	18:16.264	2.356	2:14.331	3	34.839	-
3	700	Andrew McClay	8	18:37.068	23.160	2:15.989	2	34.415	
4	170	Phil Harris	8	18:42.442	28.534	2:19.540	5	33.539	-
5	121	Jason Kane	8	18:52.370	38.462	2:18.696	2	33.743	-
6	129	James Kennedy	8	19:10.257	56.349	2:21.415	4	33.094	-
7	102	Ryan Shanley	8	19:14.995	1:01.087	2:17.637	3	34.002	-
8	117	Cathal Laverty	8	19:16.491	1:02.583	2:22.973	3	32.733	-
9	168	Steven Beattie	8	19:16.703	1:02.795	2:20.055	3	33.415	-
10	124	Brian Bell	8	19:18.434	1:04.526	2:22.776	2	32.779	
11	155	Ryan Fenton	8	19:18.464	1:04.556	2:20.821	8	33.234	-
12	141	Steven McCaughey	8	19:19.347	1:05.439	2:18.356	8	33.826	-
13	103	Joel Brown	8	19:20.490	1:06.582	2:22.728	2	32.790	
14	125	David Kinkead	8	19:21.811	1:07.903	2:23.360	6	32.645	-
15	565	Steven Lewis	8	19:33.642	1:19.734	2:21.301	5	33.121	-
16	94	Richard Orr	8	19:42.356	1:28.448	2:23.585	6	32.594	
17	133	Gary Magee	8	19:47.704	1:33.796	2:25.220	6	32.227	-
18	134	Colin Paul	8	19:49.420	1:35.512	2:25.980	7	32.059	
19	150	Jonathan Lusk	8	19:52.878	1:38.970	2:25.802	6	32.098	
20	90	Michael Gibson	8	19:57.509	1:43.601	2:26.909	6	31.856	-
21	178	Peter Mc Cready	8	19:57.655	1:43.747	2:17.545	2	34.025	-
22	92	Arthur McMullan	8	19:59.095	1:45.187	2:26.497	4	31.946	-
23	111	Gareth Mullan	8	20:04.783	1:50.875	2:28.572	5	31.500	-
24	85	Gordon Roberts	8	20:06.474	1:52.566	2:26.028	2	32.049	-
25	160	Raymond McMullan	8	20:13.427	1:59.519	2:28.257	3	31.567	-
26	98	Stephen Megarry	8	20:16.584	2:02.676	2:29.675	3	31.268	-
27	83	Frank Orr	8	20:34.698	2:20.790	2:31.081	2	30.977	-
28	96	Francis Nugent	8	20:42.405	2:28.497	2:32.065	7	30.776	
29	77	Darren Clegg	8	20:48.444	2:34.536	2:32.541	3	30.680	-
30	84	John Orr	7	18:20.752	1 Lap	2:27.307	4	31.770	-
31	105	Christopher Orr	7	18:29.382	8.630	2:26.857	2	31.868	-
32	99	Roy Kennedy	7	20:11.199	1:50.447	2:38.715	2	29.487	-
33	132	Jordan Wright	6	19:36.755	2 Laps	2:31.199	3	30.953	-
<b>Not Classified</b>									
DNF	114	Stephen Gabbey	7	17:03.148		2:23.251	3	32.670	-
DNF	122	Mark Thompson	7	17:24.788		2:21.397	3	33.098	

DNF	171	<b>Ryan Calvert</b>	6	16:07.062	2:26.034	2	32.047	-
DNF	118	<b>Andrew Megarry</b>	5	12:56.341	2:30.277	5	31.142	-
DNF	179	<b>Stephen Scott</b>	5	12:58.547	2:25.028	2	32.270	-
DNF	79	<b>Adam Heaney</b>	3	11:07.258	2:33.075	2	30.573	-

---



## Results of Russells Motorcycles MX1/MX3 - Race 1

**Date** Jul 13, 2006 10:50:00 AM  
**Event** ULSTER CHAMPIONSHIP/Tommy Stewart Memori  
**Group** Russells Motorcycles MX1/MX3  
**Track** DOWNPATRICK (1.300 Miles)  
**Tasks** • Show Lapchart



Motorcycle Racing Association (Ireland)

Best Lap Tm		2:15.568		In Lap		3			
Best Speed		34.521		by		Jeff Wright			
Pos	No.	Name	Laps	Total Tm	Diff	Best Tm	In Lap	Best Spd (Mph)	Additional
1	362	Jeff Wright	7	16:00.787		2:15.568	3	34.521	-
2	251	Terence Mayne	7	16:10.469	9.682	2:17.573	2	34.018	-
3	711	David Gillespie	7	16:27.994	27.207	2:18.464	3	33.799	-
4	247	Mark Barnes	7	16:30.757	29.970	2:18.603	3	33.766	-
5	619	Graham Jellie	7	16:39.201	38.414	2:20.071	2	33.412	-
6	321	Andrew Norwood	7	16:39.977	39.190	2:21.864	5	32.989	-
7	327	Joseph McKeown	7	16:47.383	46.596	2:23.256	3	32.669	!
8	419	Chris Bosanko	7	16:48.146	47.359	2:21.267	5	33.129	-
9	777	David Mulligan	7	16:50.126	49.339	2:21.861	4	32.990	-
10	255	Gary McKee	7	16:57.155	56.368	2:23.044	2	32.717	-
11	250	Ronnie French	7	17:01.853	1:01.066	2:21.288	6	33.124	!
12	231	Ivan Brown-Kerr	7	17:06.769	1:05.982	2:24.034	6	32.492	-
13	307	Michael King	7	17:10.325	1:09.538	2:25.783	4	32.103	-
14	524	Mark McAlister	7	17:10.787	1:10.000	2:23.958	7	32.509	-
15	360	Aron Uprichard	7	17:25.945	1:25.158	2:27.814	4	31.661	-
16	182	James McClements	7	17:33.833	1:33.046	2:26.186	3	32.014	-
17	279	Derek McLaughlin	7	17:37.143	1:36.356	2:25.687	4	32.124	!
18	308	Neil Marsden	7	17:44.145	1:43.358	2:23.972	2	32.506	-
19	249	Lawrence Ruddock	7	17:52.246	1:51.459	2:30.864	2	31.021	!
20	458	Nigel Carson	7	17:52.876	1:52.089	2:28.970	7	31.416	-
21	555	Graeme McKee	7	17:58.814	1:58.027	2:29.508	7	31.303	-
22	282	Dawson Bratty	7	18:11.268	2:10.481	2:33.632	6	30.462	-
23	52	Derek Patterson	7	18:17.425	2:16.638	2:33.719	4	30.445	-
24	410	Keith Conway	7	18:22.647	2:21.860	2:31.845	7	30.821	!
25	237	Mark Brown	7	18:26.102	2:25.315	2:35.551	3	30.087	-
26	355	Philip Young	7	18:26.877	2:26.090	2:35.345	5	30.126	-
27	696	Russell Houston	7	18:27.209	2:26.422	2:35.752	4	30.048	!
28	312	Terry McCann	7	18:30.136	2:29.349	2:31.045	5	30.984	-
29	280	Raymond McMullan	6	16:04.609	1 Lap	2:34.500	2	30.291	-
30	727	Gareth Graham	6	16:06.253	1.644	2:36.830	5	29.841	-
31	259	Michael Quinn	6	16:07.504	2.895	2:33.768	6	30.435	-
32	450	Graham Wallace	6	16:12.577	7.968	2:39.327	6	29.374	-
33	186	Nigel McKee	6	16:13.758	9.149	2:34.814	3	30.230	-
34	286	Willy Corr	6	16:15.617	11.008	2:33.987	4	30.392	-
35	184	Malcolm Beattie	6	18:09.220	2:04.611	2:51.482	2	27.291	-
36	315	Alister McKee	4	12:34.044	3 Laps	2:34.674	3	30.257	-



## Results of Russells Motorcycles MX1/MX3 - Race 2

**Date** Jul 13, 2006 12:45:00 PM  
**Event** ULSTER CHAMPIONSHIP/Tommy Stewart Memori  
**Group** Russells Motorcycles MX1/MX3  
**Track** DOWNPATRICK (1.300 Miles)



Motorcycle Racing Association (Ireland)

**Tasks** • [Show Lapchart](#)

<b>Best Lap Tm</b>		2:18.441		<b>In Lap</b>		3			
<b>Best Speed</b>		33.805		<b>by</b>		Jeff Wright			
Pos	No.	Name	Laps	Total Tm	Diff	Best Tm	In Lap	Best Spd (Mph)	Additional
1	362	Jeff Wright	7	16:36.216		2:18.441	3	33.805	-
2	251	Terence Mayne	7	16:48.213	11.997	2:20.627	4	33.280	-
3	321	Andrew Norwood	7	16:49.776	13.560	2:22.376	3	32.871	-
4	711	David Gillespie	7	16:50.875	14.659	2:20.915	4	33.212	-
5	255	Gary McKee	7	16:51.288	15.072	2:20.938	3	33.206	-
6	250	Ronnie French	7	16:58.582	22.366	2:21.098	2	33.168	!
7	777	David Mulligan	7	17:12.701	36.485	2:24.228	2	32.449	-
8	327	Joseph McKeown	7	17:19.296	43.080	2:26.756	2	31.890	!
9	419	Chris Bosanko	7	17:19.626	43.410	2:25.537	7	32.157	-
10	182	James McClements	7	17:32.457	56.241	2:27.922	6	31.638	-
11	247	Mark Barnes	7	17:33.151	56.935	2:24.092	6	32.479	-
12	360	Aron Uprichard	7	17:37.051	1:00.835	2:28.532	3	31.508	-
13	307	Michael King	7	17:37.290	1:01.074	2:27.558	6	31.716	-
14	231	Ivan Brown-Kerr	7	17:56.278	1:20.062	2:28.142	4	31.591	-
15	186	Nigel McKee	7	18:08.144	1:31.928	2:33.199	5	30.549	-
16	410	Keith Conway	7	18:08.830	1:32.614	2:30.777	2	31.039	!
17	259	Michael Quinn	7	18:11.630	1:35.414	2:32.887	5	30.611	-
18	249	Lawrence Ruddock	7	18:22.951	1:46.735	2:32.344	7	30.720	!
19	308	Neil Marsden	7	18:24.656	1:48.440	2:34.031	7	30.383	-
20	282	Dawson Bratty	7	18:28.078	1:51.862	2:34.073	2	30.375	-
21	555	Graeme McKee	7	18:28.186	1:51.970	2:33.592	7	30.470	-
22	524	Mark McAlister	7	18:35.169	1:58.953	2:31.486	5	30.894	-
23	315	Alister McKee	7	18:37.253	2:01.037	2:34.540	7	30.283	-
24	355	Philip Young	7	18:48.513	2:12.297	2:37.474	7	29.719	-
25	458	Nigel Carson	7	18:51.941	2:15.725	2:38.738	4	29.483	-
26	696	Russell Houston	7	19:03.342	2:27.126	2:38.870	7	29.458	!
27	312	Terry McCann	7	19:05.835	2:29.619	2:36.411	4	29.921	-
28	279	Derek McLaughlin	7	19:06.131	2:29.915	2:32.358	4	30.717	!
29	280	Raymond McMullan	7	19:09.686	2:33.470	2:41.576	2	28.965	-
30	619	Graham Jellie	7	19:40.685	3:04.469	2:24.081	3	32.482	-
31	727	Gareth Graham	6	16:37.303	1 Lap	2:43.403	3	28.641	-
32	450	Graham Wallace	6	16:49.767	12.464	2:45.913	3	28.208	-
33	237	Mark Brown	6	16:51.969	14.666	2:37.050	5	29.799	-
34	52	Derek Patterson	6	17:32.354	55.051	2:38.778	3	29.475	-
35	184	Malcolm Beattie	6	18:44.521	2:07.218	2:58.612	2	26.202	-

### Not Classified

DNF	286	Willy Corr	1	3:20.246		---	1	-	-
-----	-----	------------	---	----------	--	-----	---	---	---



## Results of Russells Motorcycles MX1/MX3 - Race 3

**Date** Jul 13, 2006 4:15:00 PM  
**Event** ULSTER CHAMPIONSHIP/Tommy Stewart Memori  
**Group** Russells Motorcycles MX1/MX3  
**Track** DOWNPATRICK (1.300 Miles)



**Tasks**  Sort Results by Class  
 Show Lapchart

Motorcycle Racing Association (Ireland)

Best Lap Tm		2:21.844		In Lap		2			
Best Speed		32.994		by		Jeff Wright			
Pos	No.	Name	Laps	Total Tm	Diff	Best Tm	In Lap	Best Spd (Mph)	Additional
1	362	Jeff Wright	7	16:51.628		2:21.844	2	32.994	-
2	247	Mark Barnes	7	16:59.660	8.032	2:25.491	5	32.167	-
3	619	Graham Jellie	7	17:07.031	15.403	2:27.556	2	31.717	-
4	711	David Gillespie	7	17:10.897	19.269	2:26.622	5	31.919	-
5	255	Gary McKee	7	17:14.147	22.519	2:27.162	6	31.802	-
6	419	Chris Bosanko	7	17:14.654	23.026	2:26.428	5	31.961	-
7	251	Terence Mayne	7	17:23.517	31.889	2:24.822	3	32.316	-
8	321	Andrew Norwood	7	17:26.449	34.821	2:27.023	5	31.832	-
9	231	Ivan Brown-Kerr	7	17:31.075	39.447	2:28.097	4	31.601	-
10	327	Joseph McKeown	7	17:38.131	46.503	2:30.878	7	31.018	
11	182	James McClements	7	17:38.788	47.160	2:31.037	7	30.986	-
12	307	Michael King	7	17:46.684	55.056	2:31.030	7	30.987	-
13	360	Aron Uprichard	7	17:50.602	58.974	2:29.093	4	31.390	-
14	524	Mark McAlister	7	18:13.414	1:21.786	2:32.810	2	30.626	-
15	555	Graeme McKee	7	18:18.352	1:26.724	2:34.816	7	30.229	-
16	259	Michael Quinn	7	18:20.320	1:28.692	2:35.367	7	30.122	-
17	279	Derek McLaughlin	7	18:20.840	1:29.212	2:34.310	5	30.329	
18	186	Nigel McKee	7	18:29.249	1:37.621	2:36.663	6	29.873	-
19	312	Terry McCann	7	18:31.744	1:40.116	2:36.732	3	29.860	-
20	777	David Mulligan	7	18:33.394	1:41.766	2:31.948	4	30.800	-
21	308	Neil Marsden	7	18:37.710	1:46.082	2:34.551	3	30.281	-
22	249	Lawrence Ruddock	7	18:40.309	1:48.681	2:38.526	2	29.522	
23	315	Alister McKee	7	18:41.385	1:49.757	2:36.857	3	29.836	-
24	410	Keith Conway	7	18:54.035	2:02.407	2:35.635	3	30.070	
25	727	Gareth Graham	7	19:06.536	2:14.908	2:42.463	6	28.807	-
26	355	Philip Young	7	19:12.615	2:20.987	2:41.382	4	29.000	-
27	696	Russell Houston	7	19:13.507	2:21.879	2:42.366	3	28.824	
28	237	Mark Brown	7	19:15.231	2:23.603	2:41.665	7	28.949	-
29	450	Graham Wallace	6	17:08.307	1 Lap	2:48.029	2	27.852	-
<b>Not Classified</b>									
DNF	250	Ronnie French	5	12:16.586		2:24.944	3	32.288	
DNF	282	Dawson Bratty	3	8:11.994		2:41.707	2	28.941	-
DNF	280	Raymond McMullan	3	8:35.754		2:50.993	2	27.370	-



## Results of MOORE MX 2 - Race 1

**Date** Jul 13, 2006 1:07:00 PM  
**Event** ULSTER CHAMPIONSHIP/Tommy Stewart Memori  
**Group** MOORE MX 2  
**Track** DOWNPATRICK (1.300 Miles)  
**Tasks** • Show Lapchart



Motorcycle Racing Association (Ireland)

Best Lap Tm		2:15.862		In Lap		6			
Best Speed		34.447		by		Chris Wright			
Pos	No.	Name	Laps	Total Tm	Diff	Best Tm	In Lap	Best Spd (Mph)	Additional
1	358	Chris Wright	7	15:56.692		2:15.862	6	34.447	-
2	301	David Doherty	7	16:01.512	4.820	2:16.506	3	34.284	-
3	545	Stuart Millar	7	16:06.352	9.660	2:16.886	6	34.189	-
4	558	Aaron Parks	7	16:12.931	16.239	2:17.515	3	34.033	-
5	277	Matthew Sinton	7	16:13.582	16.890	2:16.515	3	34.282	-
6	265	Mark Fleming	7	16:16.876	20.184	2:17.672	5	33.994	-
7	334	Chris Cowden	7	16:26.004	29.312	2:18.390	5	33.817	-
8	611	Niall Donaghy	7	16:32.353	35.661	2:19.524	2	33.543	
9	248	Gareth Ewing	7	16:33.503	36.811	2:16.360	6	34.321	-
10	336	Andrew Beattie	7	16:34.126	37.434	2:19.861	2	33.462	
11	352	Philip McMaster	7	16:37.610	40.918	2:17.971	3	33.920	-
12	288	Mark Patterson	7	16:39.250	42.558	2:19.387	2	33.576	-
13	474	Jason McAuley	7	16:40.991	44.299	2:17.554	2	34.023	-
14	466	Wayne Davidson	7	16:43.008	46.316	2:21.807	4	33.003	-
15	202	Ronnie Linton	7	16:44.552	47.860	2:19.891	3	33.455	
16	615	Adrian Douglas	7	16:45.377	48.685	2:18.481	7	33.795	-
17	295	Donal Teague	7	16:47.315	50.623	2:20.178	2	33.386	-
18	271	Kevin Traynor	7	16:48.164	51.472	2:20.782	4	33.243	-
19	198	Jordon Blakely	7	16:48.748	52.056	2:20.101	4	33.404	-
20	329	Richard Greer	7	16:53.145	56.453	2:16.636	7	34.252	-
21	595	Paul Gray	7	17:00.423	1:03.731	2:20.718	6	33.258	-
22	106	Ben McKee	7	17:07.881	1:11.189	2:22.744	2	32.786	-
23	212	Richard Linton	7	17:11.947	1:15.255	2:25.230	4	32.225	-
24	464	Michael Huddleson	7	17:17.412	1:20.720	2:22.369	3	32.872	-
25	275	Sam Crossey	7	17:21.263	1:24.571	2:25.872	7	32.083	-
26	235	Stephen Duncan	7	17:25.826	1:29.134	2:26.048	4	32.044	-
27	284	Gary Bell	7	17:26.822	1:30.130	2:25.763	4	32.107	-
28	540	Andrew Richardson	7	17:37.186	1:40.494	2:29.649	2	31.273	-
29	238	Gary Kernohan	7	17:39.462	1:42.770	2:28.467	5	31.522	-
30	510	Kieran Denvir	7	17:39.949	1:43.257	2:28.500	5	31.515	-
31	343	Alan Campbell	7	17:48.731	1:52.039	2:28.296	2	31.559	
32	185	Paul Campbell	7	17:53.849	1:57.157	2:27.567	2	31.714	-
33	613	Barry Donaghy	7	17:53.957	1:57.265	2:27.831	2	31.658	-
34	587	Gary Kirkwood	7	17:57.196	2:00.504	2:29.867	5	31.228	-
35	390	Andrew Spratt	7	17:57.694	2:01.002	2:25.575	2	32.148	-
36	658	Stephen Poots	7	17:58.973	2:02.281	2:28.521	2	31.511	-
37	536	Johnny McRoberts	7	18:20.531	2:23.839	2:27.356	2	31.760	-

38	281	Trevor McMullan	6	16:58.958 1 Lap	2:25.250	4	32.220	-
<b>Not Classified</b>								
DNF	704	Gareth Crothers	2	5:37.550	2:34.152	2	30.360	-



## Results of MOORE MX 2 - Race 2

**Date** Jul 13, 2006 3:08:00 PM  
**Event** ULSTER CHAMPIONSHIP/Tommy Stewart Memori  
**Group** MOORE MX 2  
**Track** DOWNPATRICK (1.300 Miles)  
**Tasks** • Show Lapchart



Motorcycle Racing Association (Ireland)

Best Lap Tm		2:19.349		In Lap		6			
Best Speed		33.585		by		Adrian Douglas			
Pos	No.	Name	Laps	Total Tm	Diff	Best Tm	In Lap	Best Spd (Mph)	Additional
1	558	Aaron Parks	7	16:34.825		2:21.707	2	33.026	-
2	271	Kevin Traynor	7	16:36.222	1.397	2:20.853	4	33.226	-
3	202	Ronnie Linton	7	16:38.808	3.983	2:21.235	3	33.136	
4	277	Matthew Sinton	7	16:39.553	4.728	2:21.572	7	33.057	-
5	615	Adrian Douglas	7	16:40.306	5.481	2:19.349	6	33.585	-
6	329	Richard Greer	7	16:48.167	13.342	2:20.745	4	33.252	-
7	545	Stuart Millar	7	16:52.276	17.451	2:23.262	2	32.667	-
8	265	Mark Fleming	7	16:53.828	19.003	2:21.446	3	33.087	-
9	358	Chris Wright	7	16:54.355	19.530	2:19.810	6	33.474	-
10	611	Niall Donaghy	7	17:05.222	30.397	2:22.027	4	32.951	
11	595	Paul Gray	7	17:08.075	33.250	2:25.176	3	32.237	-
12	474	Jason McAuley	7	17:20.160	45.335	2:23.509	3	32.611	-
13	352	Philip McMaster	7	17:24.069	49.244	2:24.514	2	32.384	-
14	464	Michael Huddleson	7	17:25.932	51.107	2:25.824	7	32.093	-
15	466	Wayne Davidson	7	17:29.446	54.621	2:26.129	4	32.026	-
16	212	Richard Linton	7	17:37.174	1:02.349	2:29.400	5	31.325	-
17	390	Andrew Spratt	7	17:38.333	1:03.508	2:27.685	3	31.689	-
18	281	Trevor McMullan	7	17:39.048	1:04.223	2:28.141	5	31.592	-
19	613	Barry Donaghy	7	17:49.556	1:14.731	2:27.755	4	31.674	-
20	301	David Doherty	7	17:53.471	1:18.646	2:22.564	3	32.827	-
21	295	Donal Teague	7	17:54.272	1:19.447	2:26.455	5	31.955	-
22	235	Stephen Duncan	7	17:54.531	1:19.706	2:29.512	5	31.302	-
23	343	Alan Campbell	7	17:57.341	1:22.516	2:28.021	6	31.617	
24	198	Jordon Blakely	7	17:57.533	1:22.708	2:22.008	3	32.956	-
25	284	Gary Bell	7	18:00.661	1:25.836	2:24.932	2	32.291	-
26	238	Gary Kernohan	7	18:15.065	1:40.240	2:32.161	5	30.757	-
27	587	Gary Kirkwood	7	18:17.225	1:42.400	2:33.464	3	30.496	-
28	510	Kieran Denvir	7	18:18.641	1:43.816	2:33.929	7	30.404	-
29	658	Stephen Poots	7	18:20.580	1:45.755	2:33.124	6	30.563	-
30	536	Johnny McRoberts	7	18:24.902	1:50.077	2:31.734	2	30.843	-
31	185	Paul Campbell	7	18:42.456	2:07.631	2:35.081	3	30.178	-
32	275	Sam Crossey	6	17:27.669	1 Lap	2:27.767	2	31.671	-

### Not Classified

DNF	704	Gareth Crothers	4	10:37.840		2:22.860	3	32.759	-
DNF	106	Ben McKee	3	7:48.692		2:27.619	2	31.703	-





## Results of MOORE MX 2 - Race3

**Date** Jul 13, 2006 4:13:00 PM  
**Event** ULSTER CHAMPIONSHIP/Tommy Stewart Memori  
**Group** MOORE MX 2  
**Track** DOWNPATRICK (1.300 Miles)  
**Tasks** • Show Lapchart



Motorcycle Racing Association (Ireland)

Best Lap Tm		2:22.846		In Lap		3			
Best Speed		32.763		by		Andrew Beattie			
Pos	No.	Name	Laps	Total Tm	Diff	Best Tm	In Lap	Best Spd (Mph)	Additional
1	358	Chris Wright	6	14:32.185		2:24.989	3	32.278	-
2	336	Andrew Beattie	6	14:34.750	2.565	2:22.846	3	32.763	
3	704	Gareth Crothers	6	14:38.718	6.533	2:23.032	2	32.720	-
4	271	Kevin Traynor	6	14:40.737	8.552	2:25.253	2	32.220	-
5	301	David Doherty	6	14:44.300	12.115	2:23.112	6	32.702	-
6	611	Niall Donaghy	6	14:47.555	15.370	2:26.965	5	31.844	
7	558	Aaron Parks	6	14:48.983	16.798	2:26.493	3	31.947	-
8	615	Adrian Douglas	6	14:50.493	18.308	2:27.520	4	31.725	-
9	334	Chris Cowden	6	14:51.423	19.238	2:25.840	3	32.090	-
10	248	Gareth Ewing	6	14:52.034	19.849	2:24.983	4	32.280	-
11	202	Ronnie Linton	6	14:53.523	21.338	2:26.425	5	31.962	
12	198	Jordon Blakely	6	14:54.221	22.036	2:25.795	3	32.100	-
13	277	Matthew Sinton	6	14:54.787	22.602	2:26.692	5	31.904	-
14	265	Mark Fleming	6	15:00.782	28.597	2:24.853	3	32.309	-
15	329	Richard Greer	6	15:09.754	37.569	2:28.723	4	31.468	-
16	352	Philip McMaster	6	15:12.984	40.799	2:27.677	4	31.691	-
17	106	Ben McKee	6	15:15.528	43.343	2:29.553	5	31.293	-
18	464	Michael Huddleson	6	15:25.053	52.868	2:29.809	4	31.240	-
19	474	Jason McAuley	6	15:30.335	58.150	2:26.906	4	31.857	-
20	281	Trevor McMullan	6	15:32.092	59.907	2:30.139	4	31.171	-
21	390	Andrew Spratt	6	15:43.843	1:11.658	2:32.865	2	30.615	-
22	510	Kieran Denvir	6	15:46.983	1:14.798	2:33.346	5	30.519	-
23	284	Gary Bell	6	15:49.052	1:16.867	2:33.700	5	30.449	-
24	275	Sam Crossey	6	15:51.564	1:19.379	2:36.412	3	29.921	-
25	613	Barry Donaghy	6	15:52.274	1:20.089	2:33.778	4	30.433	-
26	343	Alan Campbell	6	15:52.924	1:20.739	2:32.652	4	30.658	
27	540	Andrew Richardson	6	15:59.042	1:26.857	2:36.283	3	29.946	-
28	235	Stephen Duncan	6	16:00.835	1:28.650	2:37.586	2	29.698	-
29	238	Gary Kernohan	6	16:02.040	1:29.855	2:34.692	4	30.254	-
30	658	Stephen Poots	6	16:11.318	1:39.133	2:39.048	4	29.425	-
31	587	Gary Kirkwood	6	16:13.920	1:41.735	2:38.665	2	29.496	-
32	185	Paul Campbell	6	16:27.282	1:55.097	2:39.173	3	29.402	-
33	536	Johnny McRoberts	6	16:44.721	2:12.536	2:36.121	3	29.977	-
34	466	Wayne Davidson	5	14:43.127	1 Lap	2:29.594	5	31.285	-
35	595	Paul Gray	3	7:41.165	3 Laps	2:28.551	2	31.504	-

### Not Classified

DNF	212	Richard Linton	5	14:24.750		2:35.181	3	30.158	-
-----	-----	----------------	---	-----------	--	----------	---	--------	---





## Results of NON QUALIFIERS GROUP 2 - Race 1

**Date** Jul 13, 2006 12:05:00 PM  
**Event** ULSTER CHAMPIONSHIP/Tommy Stewart Memori  
**Group** NON QUALIFIERS GROUP 2  
**Track** DOWNPATRICK (1.300 Miles)



**Tasks**  Sort Results by Class  
 Show Lapchart

Motorcycle Racing Association (Ireland)

Best Lap Tm		2:26.562		In Lap		2			
Best Speed		31.932		by		Marc Eccles			
Pos	No.	Name	Laps	Total Tm	Diff	Best Tm	In Lap	Best Spd (Mph)	Additional
1	417	Marc Eccles	6	14:49.766		2:26.562	2	31.932	-
2	535	Aaron Jordon	6	15:11.223	21.457	2:27.443	2	31.741	-
3	706	Dennis McMullan	6	15:16.555	26.789	2:29.809	3	31.240	-
4	50	Christopher Ritchie	6	15:25.800	36.034	2:33.186	5	30.551	-
5	556	Mark Elliot	6	15:26.114	36.348	2:32.736	3	30.641	
6	618	Martin McClements	6	15:26.878	37.112	2:33.536	4	30.481	-
7	430	Peter Killen	6	15:29.618	39.852	2:31.662	4	30.858	-
8	620	Colin McKee	6	15:41.656	51.890	2:32.937	3	30.601	
9	440	Patrick Killen	6	15:46.002	56.236	2:35.605	5	30.076	-
10	31	Bryan Trimble	6	15:50.217	1:00.451	2:35.936	2	30.012	-
11	650	Rowly Suitor	6	15:52.013	1:02.247	2:37.385	4	29.736	-
12	486	Wayne Oliver	6	15:54.694	1:04.928	2:37.778	2	29.662	
13	656	William Quinn	6	15:55.341	1:05.575	2:34.410	6	30.309	-
14	236	Gary Speers	6	16:01.453	1:11.687	2:31.104	5	30.972	-
15	234	Keith Speers	6	16:02.668	1:12.902	2:31.550	6	30.881	
16	348	Matthew Milliken	6	16:19.777	1:30.011	2:41.256	3	29.022	-
17	454A	Gary Kearney	6	16:20.157	1:30.391	2:39.197	2	29.398	-
18	210	Matthew King	6	17:11.560	2:21.794	2:48.079	3	27.844	-
19	532	Mark Shaw	6	17:47.882	2:58.116	2:49.727	2	27.574	
20	294	Peter Teague	5	15:31.763	1 Lap	2:57.737	3	26.331	-
21	660	Gareth McClements	4	11:09.031	2 Laps	2:45.121	3	28.343	-
22	41	Matthew Bosanko	3	8:01.851	3 Laps	2:37.493	3	29.716	-
<b>Not Classified</b>									
DNF	632	Mervyn Tate	2	5:00.424		2:27.094	2	31.816	-
DNF	211	Gareth Milliken	2	5:47.122		2:57.731	2	26.332	-



## Results of NON QUALIFIERS GROUP 2 - Race 2

**Date** Jul 13, 2006 1:50:00 PM  
**Event** ULSTER CHAMPIONSHIP/Tommy Stewart Memori  
**Group** NON QUALIFIERS GROUP 2  
**Track** DOWNPATRICK (1.300 Miles)



**Tasks**  Sort Results by Class  
 Show Lapchart

Motorcycle Racing Association (Ireland)

Best Lap Tm		2:28.219		In Lap		3			
Best Speed		31.575		by		Marc Eccles			
Pos	No.	Name	Laps	Total Tm	Diff	Best Tm	In Lap	Best Spd (Mph)	Additional
1	417	Marc Eccles	5	12:34.927		2:28.219	3	31.575	-
2	632	Mervyn Tate	5	12:38.485	3.558	2:31.321	2	30.928	-
3	236	Gary Speers	5	12:44.662	9.735	2:31.767	2	30.837	-
4	535	Aaron Jordon	5	13:02.887	27.960	2:35.059	2	30.182	-
5	430	Peter Killen	5	13:03.955	29.028	2:35.343	2	30.127	-
6	706	Dennis McMullan	5	13:05.205	30.278	2:34.709	2	30.250	-
7	234	Keith Speers	5	13:08.857	33.930	2:34.321	3	30.326	
8	31	Bryan Trimble	5	13:12.608	37.681	2:34.435	3	30.304	-
9	556	Mark Elliot	5	13:14.015	39.088	2:35.900	4	30.019	
10	620	Colin McKee	5	13:19.718	44.791	2:37.122	3	29.786	
11	618	Martin McClements	5	13:21.231	46.304	2:36.794	5	29.848	-
12	50	Christopher Ritchie	5	13:22.679	47.752	2:36.527	5	29.899	-
13	656	William Quinn	5	13:30.341	55.414	2:36.471	3	29.910	-
14	486	Wayne Oliver	5	13:36.469	1:01.542	2:39.853	2	29.277	
15	440	Patrick Killen	5	13:40.971	1:06.044	2:37.238	4	29.764	-
16	348	Matthew Milliken	5	13:51.962	1:17.035	2:43.711	4	28.587	-
17	454A	Gary Kearney	5	13:59.779	1:24.852	2:43.475	2	28.628	-
18	532	Mark Shaw	5	14:36.196	2:01.269	2:50.647	3	27.425	
19	210	Matthew King	5	14:56.705	2:21.778	2:56.334	2	26.541	-
20	660	Gareth McClements	5	15:07.789	2:32.862	2:54.741	2	26.782	-
21	294	Peter Teague	4	12:54.678	1 Lap	3:08.062	2	24.885	-
<b>Not Classified</b>									
DNF	41	Matthew Bosanko	2	5:48.682		2:57.456	2	26.373	-
DNF	650	Rowly Suitor	1	6:41.915		---:--:--:----	1	-	-



## Results of NON QUALIFIERS GROUP 2 - Race 3

**Date** Jul 13, 2006 4:00:00 PM  
**Event** ULSTER CHAMPIONSHIP/Tommy Stewart Memori  
**Group** NON QUALIFIERS GROUP 2  
**Track** DOWNPATRICK (1.300 Miles)



**Tasks**  Sort Results by Class  
 Show Lapchart

Motorcycle Racing Association (Ireland)

Best Lap Tm		2:34.647		In Lap		2			
Best Speed		30.262		by		Marc Eccles			
Pos	No.	Name	Laps	Total Tm	Diff	Best Tm	In Lap	Best Spd (Mph)	Additional
1	236	Gary Speers	2	5:09.247		2:35.061	2	30.182	-
2	417	Marc Eccles	2	5:10.273	1.026	2:34.647	2	30.262	-
3	632	Mervyn Tate	2	5:13.365	4.118	2:35.973	2	30.005	-
4	535	Aaron Jordon	2	5:21.642	12.395	2:39.595	2	29.324	-
5	620	Colin McKee	2	5:26.336	17.089	2:42.780	2	28.750	-
6	486	Wayne Oliver	2	5:26.559	17.312	2:45.143	2	28.339	-
7	234	Keith Speers	2	5:27.336	18.089	2:41.314	2	29.012	-
8	31	Bryan Trimble	2	5:29.398	20.151	2:50.088	2	27.515	-
9	348	Matthew Milliken	2	5:34.048	24.801	2:45.496	2	28.279	-
10	706	Dennis McMullan	2	5:39.621	30.374	2:42.806	2	28.746	-
11	618	Martin McClements	2	5:42.243	32.996	2:46.321	2	28.138	-
12	656	William Quinn	2	5:44.762	35.515	2:47.391	2	27.958	-
13	50	Christopher Ritchie	2	5:45.142	35.895	2:45.180	2	28.333	-
14	41	Matthew Bosanko	2	5:49.925	40.678	2:50.789	2	27.402	-
15	660	Gareth McClements	2	6:03.627	54.380	3:00.093	2	25.987	-
16	440	Patrick Killen	2	6:12.416	1:03.169	3:11.326	2	24.461	-
17	210	Matthew King	2	6:13.518	1:04.271	3:07.831	2	24.916	-
18	294	Peter Teague	2	6:29.820	1:20.573	3:15.676	2	23.917	-
19	532	Mark Shaw	2	6:53.935	1:44.688	3:45.058	2	20.795	-
20	454A	Gary Kearney	1	2:59.396	1 Lap	---:--:--:----	1	-	-
21	556	Mark Elliot	1	3:00.757	1.361	---:--:--:----	1	-	-