




## Q8 Oils Ulster Premier Chan

Seaforde (0.944 Miles)

Race 1

Race

14/07/2003 13:00



Pos	PIC	No.	Name	Class	Laps	Diff	Total Tm	Best Tm	Points	Nat/State	Sponsor
1	1	19	Gordon Crockard	Premier (Ulster O)	16		28:41.904	1:46.499	30		CAS
2	2	1	Adam Lyons	Premier (Ulster O)	16	29.027	29:10.931	1:48.694	27		
3	3	5	Tommy Merton	Premier (Ulster O)	16	42.018	29:23.922	1:49.499	25		WAT T/BODYTEK
4	4	4	Brian Steele	Premier (Ulster O)	16	45.573	29:27.477	1:50.198	23		
5	5	21	Neil Thompson	Premier (Ulster O)	16	48.614	29:30.518	1:50.840	21		
6	6	6	Wayne Garrett	Premier (Ulster O)	16	51.043	29:32.947	1:49.919	19		
7	7	3	Alister McClintock	Premier (Ulster O)	16	1:27.738	30:09.642	1:49.442	17		
8	8	14	Carl Wright	Premier (Ulster O)	16	1:36.702	30:18.606	1:54.018	15		
9	9	206	Neville Bradshaw	Premier (Ulster O)	16	1:38.448	30:20.352	1:52.673	13		
10	10	26	Jonnie O'Brien	Premier (Ulster O)	16	1:44.236	30:26.140	1:52.529	11		
11	11	23	Warren Green	Premier (Ulster O)	16	1:48.167	30:30.071	1:53.541	10		
12	12	441	Sean Simpson	Premier (Ulster O)	16	1:51.557	30:33.461	1:52.260	9		
13	13	16	Richard Watt	Premier (Ulster O)	16	1:57.934	30:39.838	1:54.552	8		WAT T/M/CYCLE
14	14	55	Philip McCullough	Premier (Ulster O)	15	--1 Lap--	28:57.894	1:48.744	7		P M RACING
15	15	12	Neil McKeown	Premier (Ulster O)	15	1.693	28:59.587	1:54.020	6		TM IRELAND
16	16	9	David McCamley	Premier (Ulster O)	15	5.301	29:03.195	1:53.545	5		RUSSELLS
17	17	13	Michael Sinton	Premier (Ulster O)	15	10.813	29:08.707	1:50.668	4		GO MX
18	18	27	Lloyd Ruddell	Premier (Ulster O)	15	15.698	29:13.592	1:54.314	3		
19	19	70	David Gorman	Premier (Ulster O)	15	20.688	29:18.582	1:55.115	2		
20	20	22	Andrew McLarnin	Premier (Ulster O)	15	22.671	29:20.565	1:56.419	1		HOLESHOT
21	21	8	Jason McIntyre	Premier (Ulster O)	15	32.130	29:30.024	1:54.261	0		
22	22	191	Robert Lynn	Premier (Ulster O)	15	46.986	29:44.880	1:58.221	0		PLE
23	23	43	Julian Patterson	Premier (Ulster O)	15	50.309	29:48.203	1:57.114	0		
24	24	67	Lindsey Newell	Premier (Ulster O)	15	1:02.327	30:00.221	1:55.005	0		
25	25	28	Jaimie McKee	Premier (Ulster O)	14	--2 Laps--	28:43.287	1:59.723	0		JUMPSTART MX
26	26	49	Aaron Ross	Premier (Ulster O)	14	10.070	28:53.357	2:00.828	0		
27	27	37	Darrel McCauley	Premier (Ulster O)	14	11.327	28:54.614	2:01.017	0		MAM DEV
28	28	34	Ian Carson	Premier (Ulster O)	14	18.255	29:01.542	1:58.779	0		
29	29	7	Seamus Byrne	Premier (Ulster O)	14	32.818	29:16.105	2:01.989	0		
30	30	15	Andrew O'Brien	Premier (Ulster O)	9	--7 Laps--	18:25.883	1:55.110	0		RUSSELLS/AJ P
31	31	52	James Earney	Premier (Ulster O)	3	--13 Laps--	6:27.104	2:15.387	0		

Chief of Timing

Date:


Signed:



**Q8 Oils Ulster Premier Char  
Race 2  
Race**

**Seaforde (0.944 Miles)**

**14/07/2003 15:25**

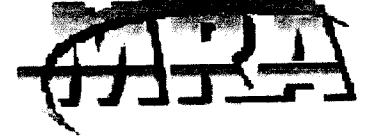


Pos	PIC	No.	Name	Class	Laps	Diff	Total Tm	Best Tm	Points	Nat/State	Sponsor
1	1	19	Gordon Crockard	Premier (Ulster O)	16		29:53.403	1:50.187	30		CAS
2	2	55	Philip McCullough	Premier (Ulster O)	16	30.383	30:23.786	1:50.964	27		P.M.RACING
3	3	5	Tommy Merton	Premier (Ulster O)	16	36.489	30:29.892	1:52.829	25		WATT/BODYTEL
4	4	1	Adam Lyons	Premier (Ulster O)	16	43.953	30:37.356	1:53.675	23		
5	5	4	Brian Steele	Premier (Ulster O)	16	45.006	30:38.409	1:53.732	21		
6	6	6	Wayne Garrett	Premier (Ulster O)	16	1:17.102	31:10.505	1:54.733	19		
7	7	9	David McCamley	Premier (Ulster O)	16	1:26.850	31:20.253	1:55.758	17		RUSSELLS
8	8	441	Sean Simpson	Premier (Ulster O)	16	1:42.554	31:35.957	1:57.519	15		
9	9	26	Jonnie O'Brien	Premier (Ulster O)	16	1:57.754	31:51.157	1:57.056	13		
10	10	3	Alister McClintock	Premier (Ulster O)	15	--1 Lap--	29:57.903	1:54.021	11		
11	11	70	David Gorman	Premier (Ulster O)	15	3.765	30:01.668	1:59.314	10		
12	12	14	Carl Wright	Premier (Ulster O)	15	13.233	30:11.136	1:58.801	9		
13	13	206	Neville Bradshaw	Premier (Ulster O)	15	15.371	30:13.274	1:56.803	8		
14	14	23	Warren Green	Premier (Ulster O)	15	24.056	30:21.959	1:58.891	7		
15	15	12	Neil McKeown	Premier (Ulster O)	15	28.999	30:26.902	2:00.432	6		TEAM IRELAND
16	16	67	Lindsey Newell	Premier (Ulster O)	15	38.792	30:36.695	2:00.454	5		
17	17	16	Richard Watt	Premier (Ulster O)	15	42.787	30:40.690	2:00.958	4		WATT/MICROLE
18	18	22	Andrew McLarnin	Premier (Ulster O)	15	48.665	30:46.568	2:00.521	3		MOLESHOT
19	19	52	James Earney	Premier (Ulster O)	15	53.287	30:51.190	1:59.045	2		
20	20	191	Robert Lynn	Premier (Ulster O)	15	1:03.449	31:01.352	2:02.028	1		PLE
21	21	43	Julian Patterson	Premier (Ulster O)	15	1:04.852	31:02.755	1:59.920	0		
22	22	117	Seamus Byrne	Premier (Ulster O)	15	1:07.503	31:05.406	2:02.032	0		
23	23	34	Ian Carson	Premier (Ulster O)	15	1:08.518	31:06.421	2:02.607	0		
24	24	27	Lloyd Ruddell	Premier (Ulster O)	15	1:17.840	31:15.743	2:00.345	0		
25	25	28	Jaimie McKee	Premier (Ulster O)	14	--2 Laps--	30:22.166	2:06.310	0		JUMPS/TARTAN
26	26	37	Darrel McCauley	Premier (Ulster O)	14	21.033	30:43.199	2:06.784	0		MAM DEV
27	27	49	Aaron Ross	Premier (Ulster O)	14	32.991	30:55.157	2:05.603	0		
28	28	21	Neil Thompson	Premier (Ulster O)	12	--4 Laps--	23:41.694	1:57.697	0		
29	29	13	Michael Sinton	Premier (Ulster O)	4	--12 Laps--	11:12.134	2:01.418	0		GO MA
30	30	8	Jason McIntyre	Premier (Ulster O)	3	--13 Laps--	7:49.168	2:06.688	0		

Chief of Timing

Date:

Signed:




## MRA Semi Expert Ulster Ch.

Seaforde (0.944 Miles)

### Race 1

### Race

14/07/2003 12:40



Pos	PIC	No.	Name	Class	Laps	Diff	Total Tm	Best Tm	Points	Nat/State	Sponsor
1	1	150	Robert Hamilton	Semi-Expert (Ulst)	12		22:42.167	1:52.361	30		
2	2	87	Samuel Beattie	Semi-Expert (Ulst)	12	0.999	22:43.166	1:52.432	27		BEATTIE EURO
3	3	135	Samuel Craig	Semi-Expert (Ulst)	12	27.943	23:10.110	1:53.898	25		LIMAVADY GEA
4	4	97	Adam McKee	Semi-Expert (Ulst)	12	48.006	23:30.173	1:55.738	23		
5	5	140	Stewart Edmonds	Semi-Expert (Ulst)	12	58.555	23:40.722	1:55.710	21		
6	6	76	Niki Adair	Semi-Expert (Ulst)	12	59.512	23:41.679	1:57.841	19		IN TOUCH NS
7	7	112	Graeme Whyte	Semi-Expert (Ulst)	12	1:01.793	23:43.960	1:57.351	17		
8	8	139	Anthony Lyle	Semi-Expert (Ulst)	12	1:13.922	23:56.089	1:56.926	15		
9	9	90	Michael Gibson	Semi-Expert (Ulst)	12	1:18.867	24:01.034	1:59.244	13		
10	10	92	Ryan Calvert	Semi-Expert (Ulst)	12	1:25.599	24:07.766	1:58.439	11		
11	11	102	Gary Dickinson	Semi-Expert (Ulst)	12	1:26.598	24:08.765	1:57.846	10		
12	12	80	Ian Craig	Semi-Expert (Ulst)	12	1:43.785	24:25.952	1:59.565	9		
13	13	103	Joel Brown	Semi-Expert (Ulst)	12	1:44.131	24:26.298	1:59.473	8		
14	14	113	Paul Irwin	Semi-Expert (Ulst)	12	1:46.812	24:28.979	2:01.734	7		
15	15	149	Andrew Megarry	Semi-Expert (Ulst)	12	1:54.939	24:37.106	2:01.259	6		TGM
16	16	120	Brian Bell	Semi-Expert (Ulst)	12	1:56.923	24:39.090	2:02.735	5		
17	17	83	Frank Orr	Semi-Expert (Ulst)	12	2:04.956	24:47.123	2:00.401	4		
18	18	78	Peter Adrian	Semi-Expert (Ulst)	11	--1 Lap--	22:48.155	2:00.698	3		
19	19	138	Ciaran Loughran	Semi-Expert (Ulst)	11	4.967	22:53.122	2:02.265	2		ARENA CLUB
20	20	56	Francis Nugent	Semi-Expert (Ulst)	11	14.305	23:02.460	2:04.343	1		
21	21	127	Andrew Earney	Semi-Expert (Ulst)	11	20.216	23:08.371	2:04.198	0		
22	22	124	Aaron Steele	Semi-Expert (Ulst)	11	20.505	23:08.660	2:03.809	0		MAM DEVELOPI
23	23	99	Roy Kennedy	Semi-Expert (Ulst)	11	33.514	23:21.669	2:06.248	0		
24	24	89	Gordon Roberts	Semi-Expert (Ulst)	11	34.640	23:22.795	2:06.502	0		IN TOUCH NS
25	25	117	Cathal Lavery	Semi-Expert (Ulst)	11	41.939	23:30.094	2:06.269	0		
26	26	98	William Saunderson	Semi-Expert (Ulst)	11	57.618	23:45.773	2:08.121	0		
27	27	74	Stephen Hayes	Semi-Expert (Ulst)	11	1:10.371	23:58.526	2:05.552	0		
28	28	133	Gary Magee	Semi-Expert (Ulst)	11	1:26.051	24:14.206	2:09.902	0		MAGEE OFF SA
29	29	91	David Jones	Semi-Expert (Ulst)	11	1:28.098	24:16.253	2:05.743	0		
30	30	84	John Orr	Semi-Expert (Ulst)	10	--2 Laps--	21:08.129	2:01.491	0		
31	31	222	David Deuchars	Semi-Expert (Ulst)	9	--3 Laps--	20:05.119	1:59.004	0		
32	32	108	Arthur McMullan	Semi-Expert (Ulst)	9	30.429	20:35.548	2:05.612	0		
33	33	145	Samuel Donnelly	Semi-Expert (Ulst)	8	--4 Laps--	24:02.396	1:57.305	0		
34	34	137	Martin Barr	Semi-Expert (Ulst)	5	--7 Laps--	9:27.249	1:53.636	0		
35	35	109	Peter Bradford	Semi-Expert (Ulst)	3	--9 Laps--	6:37.973	1:57.780	0		
36	36	111	Gareth Mullan	Semi-Expert (Ulst)	3	9.473	6:47.446	2:25.617	0		

Chief of Timing

Date:

Signed:




MRA Semi Expert Ulster Ch

Seaforde (0.944 Miles)

Race 2

Race

14/07/2003 15:00



Pos	PIC	No.	Name	Class	Laps	Diff	Total Tm	Best Tm	Points	Nat/State	Sponsor
1	1	150	Robert Hamilton	Semi-Expert (Ulst)	12		23:08.905	1:55.567	30		
2	2	135	Samuel Craig	Semi-Expert (Ulst)	12	4.982	23:13.887	1:55.381	27		LIMAVADY GEA
3	3	87	Samuel Beattie	Semi-Expert (Ulst)	12	20.969	23:29.874	1:55.537	25		BLATTIE EURO
4	4	97	Adam McKee	Semi-Expert (Ulst)	12	34.056	23:42.961	1:55.580	23		
5	5	140	Stewart Edmonds	Semi-Expert (Ulst)	12	49.827	23:58.732	1:57.874	21		
6	6	90	Michael Gibson	Semi-Expert (Ulst)	12	1:08.360	24:17.265	2:00.184	19		
7	7	103	Joel Brown	Semi-Expert (Ulst)	12	1:09.653	24:18.558	1:59.489	17		
8	8	92	Ryan Calvert	Semi-Expert (Ulst)	12	1:17.158	24:26.063	2:01.619	15		
9	9	102	Gary Dickinson	Semi-Expert (Ulst)	12	1:19.117	24:28.022	1:59.959	13		
10	10	139	Anthony Lyle	Semi-Expert (Ulst)	12	1:22.690	24:31.595	2:00.226	11		
11	11	109	Peter Bradford	Semi-Expert (Ulst)	12	1:24.947	24:33.852	2:01.524	10		
12	12	111	Gareth Mullan	Semi-Expert (Ulst)	12	1:25.887	24:34.792	2:01.292	9		
13	13	83	Frank Orr	Semi-Expert (Ulst)	12	1:43.861	24:52.766	2:04.151	8		
14	14	113	Paul Irwin	Semi-Expert (Ulst)	12	1:46.063	24:54.968	2:03.201	7		
15	15	138	Ciaran Loughran	Semi-Expert (Ulst)	12	2:01.937	25:10.842	2:04.074	6		ARFNA CLUB
16	16	149	Andrew Megarry	Semi-Expert (Ulst)	12	2:03.901	25:12.806	2:05.207	5		TGM
17	17	120	Brian Bell	Semi-Expert (Ulst)	12	2:07.960	25:16.865	2:03.718	4		
18	18	112	Graeme Whyte	Semi-Expert (Ulst)	11	-1 Lap-	22:35.233	2:01.907	3		
19	19	124	Aaron Steele	Semi-Expert (Ulst)	11	34.909	23:10.142	2:04.673	2		MAM DEVELOP
20	20	127	Andrew Earney	Semi-Expert (Ulst)	11	44.224	23:19.457	2:06.223	1		
21	21	76	Niki Adair	Semi-Expert (Ulst)	11	47.492	23:22.725	2:01.288	0		IN TOUCH NS
22	22	56	Francis Nugent	Semi-Expert (Ulst)	11	1:13.374	23:48.607	2:06.217	0		
23	23	89	Gordon Roberts	Semi-Expert (Ulst)	11	1:26.442	24:01.675	2:07.644	0		IN TOUCH NS
24	24	108	Arthur McMullan	Semi-Expert (Ulst)	11	1:35.617	24:10.850	2:10.379	0		
25	25	74	Stephen Hayes	Semi-Expert (Ulst)	11	1:40.646	24:15.879	2:08.484	0		
26	26	91	David Jones	Semi-Expert (Ulst)	11	1:55.203	24:30.436	2:05.641	0		
27	27	99	Roy Kennedy	Semi-Expert (Ulst)	11	2:19.223	24:54.456	2:09.177	0		
28	28	133	Gary Magee	Semi-Expert (Ulst)	11	2:59.284	25:34.517	2:12.189	0		MAGLEE OFF SA
29	29	145	Samuel Donnelly	Semi-Expert (Ulst)	8	-4 Laps-	24:41.832	1:57.848	0		
30	30	84	John Orr	Semi-Expert (Ulst)	7	-5 Laps-	16:56.546	2:04.070	0		
31	31	78	Peter Adrian	Semi-Expert (Ulst)	6	-6 Laps-	13:43.589	2:06.731	0		
32	32	80	Ian Craig	Semi-Expert (Ulst)	4	-8 Laps-	9:19.688	2:05.422	0		
33	33	222	David Deuchars	Semi-Expert (Ulst)	3	-9 Laps-	7:00.675	2:29.893	0		

Printed: 14/07/2003 14:44:19

Licensed to: M.R.A

Chief of Timing

Date:

Signed:



## Ulster Open Championships

Wallace Formwork Open Support Ulster Championships (0.944 Miles)

Race 1  
Race

14/07/2003 13:20



Pos	Plc	No.	Name	Class	Laps	Diff	Total Tm	Best Tm	Points	Nat/State	Sponsor
1	1	505.	Steven Kelly	Open Support 25i	12		24:01.589	1:57.928	30		
2	2	181	Stephen Martin	Open Support 25i	12	3.438	24:05.027	1:58.154	27		
3	3	203	Alistair Robinson	Open Support 25i	12	13.202	24:14.791	2:00.772	25		COSTCUTTER
4	4	182	George Porter	Open Support 25i	12	27.870	24:29.459	1:58.622	23		
5	5	312	Jonathan Lusk	Open Support 25i	12	30.906	24:32.495	2:01.611	21		
6	6	311	Sam Simpson	Open Support 25i	12	39.248	24:40.837	2:02.145	19		
7	7	186	David Malcomson	Open Support 25i	12	59.549	25:01.138	2:03.342	17		
8	8	331	Norman Robinson	Open Support 25i	12	1:06.325	25:07.914	2:04.647	15		
9	9	176	Christopher Ross	Open Support 25i	12	1:13.856	25:15.445	2:03.831	13		
10	10	273	Gary Walker	Open Support 25i	12	1:18.096	25:19.685	2:04.553	11		
11	11	615	Adrian Douglas	Open Support 25i	12	1:19.608	25:21.197	2:04.448	10		JDS Contracts
12	12	199	Ryan Mills	Open Support 25i	12	1:40.164	25:41.753	2:02.078	9		
13	13	171	William Green	Open Support 25i	12	1:45.596	25:47.185	2:05.060	8		
14	14	285	Gaetano D'Urso	Open Support 25i	12	1:46.059	25:47.648	2:07.074	7		
15	15	384	Lloyd Scates	Open Support 25i	12	1:56.727	25:58.316	2:06.594	6		
16	16	196	Robert Dunlop	Open Support 25i	12	1:58.062	25:59.651	2:07.344	5		
17	17	480	Glen Fitzpatrick	Open Support 25i	12	2:07.639	26:09.228	2:08.080	4		
18	18	270	David Hobson	Open Support 25i	12	2:11.714	26:13.303	2:07.788	3		
19	19	214	Mark Lemon	Open Support 25i	11	--1 Lap--	24:09.241	2:09.734	2		
20	20	216	Nigel Carson	Open Support 25i	11	3.878	24:13.119	2:10.843	1		
21	21	277	Mark Spratt	Open Support 25i	11	4.870	24:14.111	2:09.259	0		
22	22	332	Andrew Norwood	Open Support 25i	11	7.350	24:16.591	2:09.512	0		
23	23	220	Ryan Canning	Open Support 25i	11	8.337	24:17.578	2:10.119	0		AD CANNING JC
24	24	551	Chris Wright	Open Support 25i	11	11.221	24:20.462	2:07.967	0		
25	25	185	William Clydesdale	Open Support 25i	11	16.077	24:25.318	2:08.094	0		
26	26	288	Alan Campbell	Open Support 25i	11	18.421	24:27.662	2:09.413	0		
27	27	520	David McSorley	Open Support 25i	11	29.279	24:38.520	2:11.178	0		
28	28	305	Kirk Thompson	Open Support 25i	11	33.863	24:43.104	2:10.220	0		
29	29	172	James McClements	Open Support 25i	11	36.693	24:45.934	2:11.004	0		
30	30	236	Dawson Bratty	Open Support 25i	11	38.952	24:48.193	2:12.535	0		
31	31	349	Mervyn Tate	Open Support 25i	11	41.084	24:50.325	2:11.996	0		
32	32	193	Peter Denney	Open Support 25i	11	1:23.515	25:32.756	2:12.009	0		
33	33	566	Samuel Craig	Open Support 25i	11	1:25.108	25:34.349	2:15.087	0		
34	34	200	Adam Heaney	Open Support 25i	11	1:47.882	25:57.123	2:14.616	0		
35	35	426	Peter Thompson	Open Support 25i	11	2:12.187	26:21.428	2:21.927	0		
36	36	450	Graham Wallace	Open Support 25i	11	2:21.220	26:30.461	2:20.467	0		LINTONS
37	37	524	Peter Jamison	Open Support 25i	10	--2 Laps--	25:03.298	2:20.474	0		

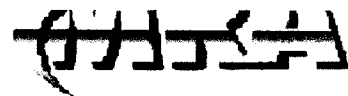
Printed: 14/07/2003 12:39:29

Licensed to: M.R.A

Chief of Timing & Scoring:

Date:

Signed:



## Ulster Open Championships


### Wallace Formwork Open Ulster Championship

Seaforde (0.944 Miles)

### Race 2

### Race

14/07/2003 15:45



Pos	PIC	No.	Name	Class	Laps	Diff	Total Tm	Best Tm	Points	Nat/State	Sponsor
1	1	181	Stephen Martin	Open Support 25i	11		22:18.456	2:01.822	30		
2	2	505	Steven Kelly	Open Support 25i	11	14.908	22:33.364	2:01.385	27		
3	3	182	George Porter	Open Support 25i	11	24.613	22:43.069	2:02.232	25		
4	4	199	Ryan Mills	Open Support 25i	11	40.210	22:58.666	2:04.689	23		
5	5	312	Jonathan Lusk	Open Support 25i	11	50.216	23:08.672	2:05.418	21		
6	6	186	David Malcomson	Open Support 25i	11	59.702	23:18.158	2:05.841	19		
7	7	176	Christopher Ross	Open Support 25i	11	1:01.574	23:20.030	2:05.676	17		
8	8	273	Gary Walker	Open Support 25i	11	1:19.111	23:37.567	2:06.658	15		
9	9	203	Alistair Robinson	Open Support 25i	11	1:21.002	23:39.458	2:04.673	13		COSTCUTTER
10	10	615	Adrian Douglas	Open Support 25i	11	1:26.110	23:44.566	2:07.833	11		JDS Contracts
11	11	171	William Green	Open Support 25i	11	1:43.383	24:01.839	2:07.977	10		
12	12	331	Norman Robinson	Open Support 25i	11	1:44.740	24:03.196	2:09.234	9		
13	13	384	Lloyd Scates	Open Support 25i	11	1:46.796	24:05.252	2:10.690	8		
14	14	285	Gaetano D'Urso	Open Support 25i	11	1:47.531	24:05.987	2:10.528	7		
15	15	179	Gordon Simmons	Open Support 25i	11	1:51.566	24:10.022	2:06.739	6		
16	16	172	James McClements	Open Support 25i	11	2:03.035	24:21.491	2:10.049	5		
17	17	270	David Hobson	Open Support 25i	11	2:07.716	24:26.172	2:11.608	4		
18	18	196	Robert Dunlop	Open Support 25i	11	2:12.059	24:30.515	2:10.115	3		
19	19	600	John Thompson	Open Support 25i	10	-1 Lap-	22:26.192	2:08.971	2		
20	20	185	William Clydesdale	Open Support 25i	10	0.936	22:27.128	2:11.021	1		
21	21	520	David McSorley	Open Support 25i	10	1.568	22:27.760	2:14.240	0		
22	22	277	Mark Spratt	Open Support 25i	10	2.803	22:28.995	2:12.790	0		
23	23	220	Ryan Canning	Open Support 25i	10	3.843	22:30.035	2:10.644	0		AD CANNING JC
24	24	305	Kirk Thompson	Open Support 25i	10	13.422	22:39.614	2:14.683	0		
25	25	332	Andrew Norwood	Open Support 25i	10	15.536	22:41.728	2:12.531	0		
26	26	214	Mark Lemon	Open Support 25i	10	17.835	22:44.027	2:14.393	0		
27	27	349	Mervyn Tate	Open Support 25i	10	18.336	22:44.528	2:12.721	0		
28	28	311	Sam Simpson	Open Support 25i	10	19.792	22:45.984	2:06.778	0		
29	29	288	Alan Campbell	Open Support 25i	10	28.027	22:54.219	2:13.918	0		
30	30	216	Nigel Carson	Open Support 25i	10	35.161	23:01.353	2:16.054	0		
31	31	193	Peter Denney	Open Support 25i	10	37.211	23:03.403	2:17.777	0		
32	32	551	Chris Wright	Open Support 25i	10	1:21.822	23:48.014	2:11.056	0		
33	33	200	Adam Heaney	Open Support 25i	10	1:41.664	24:07.856	2:17.536	0		
34	34	450	Graham Wallace	Open Support 25i	10	1:54.940	24:21.132	2:24.987	0		LINTONS
35	35	524	Peter Jamison	Open Support 25i	9	--2 Laps--	23:28.556	2:31.800	0		
36	36	173	Ross McClelland	Open Support 25i	7	--4 Laps--	15:56.928	2:13.454	0		
37	37	480	Glen Fitzpatrick	Open Support 25i	7	51.407	16:48.335	2:12.755	0		

Printed: 14/07/2003 16:20:37

Licensed to: M.R.A

Chief of Timing & Scoring:

Date:

Signed:



www.amb-it.com  
Orbits 1.0





## Russells Motorcycles 125 U

Seaforde (0.944 Miles)

## Race 1

## Race

14/07/2003 13:40

Pos	PIC	No.	Name	Class	Laps	Diff	Total Tm	Best Tm	Points	Nat/State	Sponsor
1	1	502	Mark Galloway	Support 125 C (U)	11		22:49.183	2:03.394	30		
2	2	239	Stephen Scott	Support 125 C (U)	11	1.338	22:50.521	2:03.483	27		
3	3	7	Carl Myers	Support 125 C (U)	11	8.963	22:58.146	2:04.242	25		
4	4	32	Patrick Vize	Support 125 C (U)	11	18.151	23:07.334	2:04.605	23		
5	5	211	Paul Carey	Support 125 C (U)	11	19.028	23:08.211	2:04.141	21		
6	6	261	Steven Lewis	Support 125 C (U)	11	26.418	23:15.601	2:05.038	19		LS RACING
7	7	317	Gordon Stewart	Support 125 C (U)	11	39.944	23:29.127	2:05.891	17		
8	8	249	Stephen Megarry	Support 125 C (U)	11	42.388	23:31.571	2:07.677	15		TTM
9	9	201	Neil Coburn	Support 125 C (U)	11	48.581	23:37.764	2:07.555	13		
10	10	617	Jonathan McCready	Support 125 C (U)	11	1:13.873	24:03.056	2:08.312	11		Rhino Linings
11	11	202	Ronnie Linton	Support 125 C (U)	11	1:24.447	24:13.630	2:08.230	10		LINTONS
12	12	481	David Patterson	Support 125 C (U)	11	1:40.330	24:29.513	2:11.255	9		
13	13	232	Ryan Green	Support 125 C (U)	11	1:47.559	24:36.742	2:12.812	8		
14	14	461	Ricky Portis	Support 125 C (U)	11	1:50.251	24:39.434	2:13.037	7		
15	15	197	Eddie Brown	Support 125 C (U)	11	2:01.702	24:50.885	2:06.292	6	BELFAST	
16	16	258	Aaron Parks	Support 125 C (U)	11	2:08.990	24:58.173	2:13.902	5		GW Engineering
17	17	177	Graeme McElroy	Support 125 C (U)	11	2:15.926	25:05.109	2:13.546	4		
18	18	414	Ross McCullough	Support 125 C (U)	10	--1 Lap--	22:51.632	2:14.041	3		
19	19	212	Richard Linton	Support 125 C (U)	10	1.959	22:53.591	2:14.435	2		LINTONS
20	20	188	Alan McLroy	Support 125 C (U)	10	18.703	23:10.335	2:09.490	1		
21	21	395	Richard Orr	Support 125 C (U)	10	38.617	23:30.249	2:17.468	0		
22	22	266	Keith Conway	Support 125 C (U)	10	50.135	23:41.767	2:14.514	0		
23	23	310	Noel Milliken	Support 125 C (U)	10	56.808	23:48.440	2:18.864	0		
24	24	218	Ivan Brown-Kerr	Support 125 C (U)	10	1:00.776	23:52.408	2:20.984	0		COSTCUTTERS
25	25	457	Richard Portis	Support 125 C (U)	10	1:06.749	23:58.381	2:11.634	0		
26	26	460	Jeff McCracken	Support 125 C (U)	10	1:13.865	24:05.497	2:16.945	0		
27	27	399	Neil McCrum	Support 125 C (U)	10	1:24.540	24:16.172	2:18.813	0		
28	28	487	Simon Haslett	Support 125 C (U)	10	1:35.955	24:27.587	2:18.990	0		
29	29	246	Lawrence Ruddock	Support 125 C (U)	10	1:53.359	24:44.991	2:25.974	0		
30	30	93	Andrew Spratt	Support 125 C (U)	10	2:05.685	24:57.317	2:24.881	0		
31	31	320	Gareth Milliken	Support 125 C (U)	9	--2 Laps--	21:42.688	2:18.828	0		
32	32	422	Ryan Callaghan	Support 125 C (U)	9	1:45.905	23:28.593	2:20.257	0		
33	33	530	Gareth Graham	Support 125 C (U)	7	--4 Laps--	16:47.204	2:22.311	0		
34	34	183	Philip Malcomson	Support 125 C (U)	6	--5 Laps--	13:26.598	2:15.281	0		
35	35	187	Chris Ferguson	Support 125 C (U)	6	1:24.613	14:51.211	2:12.715	0		
36	36	483	Matthew Fraser	Support 125 C (U)	5	--6 Laps--	23:57.282	2:26.895	0		
37	37	195	David Hill	Support 125 C (U)	4	--7 Laps--	8:16.471	2:04.962	0		


Printed: 14/07/2003 13:58:08

Licensed to: M.R.A

Chief of Timing

Date:

Signed:




Russells Motorcycles 125 U

Seaforde (0.944 Miles)

Race 2

Race

14/07/2003 16:00



Pos	PIC	No.	Name	Class	Laps	Diff	Total Tm	Best Tm	Points	Nat/State	Sponsor
1	1	261	Steven Lewis	Support 125 C (U)	11		22:47.972	2:02.249	30		LS RACING
2	2	7	Carl Myers	Support 125 C (U)	11	6.964	22:54.936	2:04.410	27		
3	3	239	Stephen Scott	Support 125 C (U)	11	12.354	23:00.326	2:03.716	25		
4	4	502	Mark Galloway	Support 125 C (U)	11	13.653	23:01.625	2:02.473	23		
5	5	195	David Hill	Support 125 C (U)	11	34.345	23:22.317	2:06.256	21		
6	6	201	Neil Coburn	Support 125 C (U)	11	40.791	23:28.763	2:07.422	19		
7	7	249	Stephen Megarry	Support 125 C (U)	11	46.665	23:34.637	2:05.867	17		TTM
8	8	187	Chris Ferguson	Support 125 C (U)	11	49.332	23:37.304	2:08.402	15		
9	9	188	Alan McLroy	Support 125 C (U)	11	50.564	23:38.536	2:08.566	13		
10	10	317	Gordon Stewart	Support 125 C (U)	11	51.248	23:39.220	2:07.253	11		
11	11	202	Ronnie Linton	Support 125 C (U)	11	52.147	23:40.119	2:07.815	10		LINTONS
12	12	457	Richard Portis	Support 125 C (U)	11	1:15.424	24:03.396	2:09.777	9		
13	13	258	Aaron Parks	Support 125 C (U)	11	1:23.725	24:11.697	2:11.079	8		GW Engineering
14	14	177	Graeme McElroy	Support 125 C (U)	11	1:24.153	24:12.125	2:09.945	7		
15	15	481	David Patterson	Support 125 C (U)	11	1:31.162	24:19.134	2:09.959	6		
16	16	617	Jonathan McCready	Support 125 C (U)	11	1:36.241	24:24.213	2:10.455	5		Rhino Linings
17	17	197	Eddie Brown	Support 125 C (U)	11	1:42.816	24:30.788	2:10.225	4		BELFAST
18	18	32	Patrick Vize	Support 125 C (U)	11	1:46.928	24:34.900	2:07.793	3		
19	19	232	Ryan Green	Support 125 C (U)	11	2:00.902	24:48.874	2:12.888	2		
20	20	212	Richard Linton	Support 125 C (U)	11	2:06.177	24:54.149	2:13.855	1		LINTONS
21	21	414	Ross McCullough	Support 125 C (U)	11	2:15.231	25:03.203	2:14.249	0		
22	22	422	Ryan Callaghan	Support 125 C (U)	10	--1 Lap--	22:50.817	2:14.886	0		
23	23	460	Jeff McCracken	Support 125 C (U)	10	3.015	22:53.832	2:16.627	0		
24	24	395	Richard Orr	Support 125 C (U)	10	8.153	22:58.970	2:15.622	0		
25	25	530	Gareth Graham	Support 125 C (U)	10	16.135	23:06.952	2:14.920	0		
26	26	246	Lawrence Ruddock	Support 125 C (U)	10	18.742	23:09.559	2:17.220	0		
27	27	483	Matthew Fraser	Support 125 C (U)	10	22.290	23:13.107	2:18.819	0		
28	28	485	Jordan Fraser	Support 125 C (U)	10	24.633	23:15.450	2:17.096	0		
29	29	461	Ricky Portis	Support 125 C (U)	10	29.601	23:20.418	2:16.342	0		
30	30	399	Neil McCrum	Support 125 C (U)	10	37.475	23:28.292	2:16.679	0		
31	31	266	Keith Conway	Support 125 C (U)	10	46.477	23:37.294	2:17.058	0		
32	32	218	Ivan Brown-Kerr	Support 125 C (U)	10	48.997	23:39.814	2:17.883	0		COSTCUTTERS
33	33	93	Andrew Spratt	Support 125 C (U)	10	1:13.698	24:04.515	2:23.412	0		
34	34	487	Simon Haslett	Support 125 C (U)	10	2:01.681	24:52.498	2:27.137	0		
35	35	211	Paul Carey	Support 125 C (U)	6	--5 Laps--	12:52.192	2:03.253	0		

Printed: 14/07/2003 16:50:14

Licensed to: M.R.A

Chief of Timing

Date:


Signed:



www.amb-it.com  
Orbits 1.0








## Ulster Open Championships

Thompson A-B Transport/Flo-Mix Invitation Race Seaforde (0.944 Miles)

Cup Race  
Race

14/07/2003 18:00



### Race Results

Pos	PIC	No.	Name	Class	Laps	Diff	Gap	Total Tm	Best Tm	In Lap	Nat/State	Sponsor
1	1	19	Gordon Crockard	Premier (Ulster)	12			21:55.595	1:48.002	2		CAS
2	2	1	Adam Lyons	Premier (Ulster)	12	44.445	44.445	22:40.040	1:52.000	3		
3	3	4	Brian Steele	Premier (Ulster)	12	48.404	3.959	22:43.999	1:52.706	4		
4	4	6	Wayne Garrett	Premier (Ulster)	12	1:07.136	18.732	23:02.731	1:53.788	5		
5	5	441	Sean Simpson	Premier (Ulster)	12	1:16.380	9.244	23:11.975	1:54.578	4		
6	1	150	Robert Hamilton	Semi-Expert (U)	12	1:19.582	3.202	23:15.177	1:55.401	5		
7	6	5	Tommy Merton	Premier (Ulster)	12	1:26.881	7.299	23:22.476	1:52.406	3		WATT/BODYT
8	7	23	Warren Green	Premier (Ulster)	12	1:47.451	20.570	23:43.046	1:57.653	4		
9	8	67	Lindsey Newell	Premier (Ulster)	12	1:54.018	6.567	23:49.613	1:57.334	4		
10	2	97	Adam McKee	Semi-Expert (U)	12	1:54.255	0.237	23:49.850	1:57.615	6		
11	3	135	Samuel Craig	Semi-Expert (U)	11	--1 Lap--	--1 Lap--	21:56.228	1:58.484	3		LIMAVADY GE
12	1	505	Steven Kelly	Open Support	11	5.739	5.739	22:01.967	1:59.594	11		
13	4	140	Stewart Edmonds	Semi-Expert (U)	11	10.756	5.017	22:06.984	1:59.254	8		
14	5	87	Samuel Beattie	Semi-Expert (U)	11	17.697	6.941	22:13.925	2:00.043	4		BEATTIE EUR
15	9	22	Andrew McLarnin	Premier (Ulster)	11	21.246	3.549	22:17.474	2:00.751	6		HOLESHOT
16	2	181	Stephen Martin	Open Support	11	28.167	6.921	22:24.395	1:58.224	3		
17	6	103	Joel Brown	Semi-Expert (U)	11	33.635	5.468	22:29.863	2:01.884	8		
18	3	312	Jonathan Lusk	Open Support	11	52.664	19.029	22:48.892	2:03.197	5		
19	1	7	Carl Myers	Support 125C	11	1:03.010	10.346	22:59.238	2:03.687	5		
20	2	261	Steven Lewis	Support 125C	11	1:35.766	32.756	23:31.994	2:04.183	5		LS RACING
21	3	239	Stephen Scott	Support 125C	11	2:41.744	1:05.978	24:37.972	2:08.682	3		
22	10	70	David Gorman	Premier (Ulster)	10	--2 Laps--	--1 Lap--	20:23.845	1:58.426	4		
23	11	16	Richard Watt	Premier (Ulster)	10	6.017	6.017	20:29.862	1:57.956	5		WATT M/CYCL

#### Not Classified

55	Philip McCulbough	Premier (Ulster)	7	--5 Laps--	--3 Laps--	13:34.442	1:50.411	2		P M RACING
249	Stephen Megarry	Support 125C	4	--8 Laps--	--3 Laps--	8:50.206	2:14.211	2		TTM
102	Gary Dickinson	Semi-Expert (U)	3	--9 Laps--	--1 Lap--	6:23.706	2:03.231	2		
90	Michael Gibson	Semi-Expert (U)	3	19.800	19.800	6:43.506	2:06.869	2		
182	George Porter	Open Support	2	--10 Laps--	--1 Lap--	4:39.646	2:44.179	2		
139	Anthony Lyle	Semi-Expert (U)	1	--11 Laps--	--1 Lap--	2:14.172	--	0		


Printed: 14/07/2003 17:31:18

Licensed to: M.R.A

Chief of Timing & Scoring:

Date:

Signed:



Ulster Open Championships


Russells Motorcycles 125 Ulster Championship

Seaforde (0.944 Miles)

Non-Qualifiers - Race 1

Race

14/07/2003 14:00



Race Results

Pos	PIC	No.	Name	Class	Laps	Diff	Gap	Total Tm	Best Tm	In Lap	Nat/State	Sponsor
1	1	236	Dawson Bratty	Open Support 2	8			17:15.159	2:09.345	2		
2	2	241	Nigel McKee	Open Support 2	8	12.760	12.760	17:27.919	2:10.400	2		
3	1	475	Kenny Jones	Support 125C	8	28.319	15.559	17:43.478	2:12.784	3		
4	2	488	Llyn McKee	Support 125C	8	43.550	15.231	17:58.709	2:15.137	3		
5	3	557	Nigel Hamilton	Support 125C	8	46.657	3.107	18:01.816	2:15.599	3		
6	3	99	Simon Hughes	Open Support 2	8	1:11.153	24.496	18:26.312	2:18.105	3		
7	4	484	Justin Malonaghie	Support 125C	8	1:21.394	10.241	18:36.553	2:18.773	4		
8	4	426	Peter Thompson	Open Support 2	8	1:35.423	14.029	18:50.582	2:19.416	7		
9	5	521	Nigel Bell	Support 125C	8	1:42.290	6.867	18:57.449	2:21.572	4		
10	5	347	Terry McLarr	Open Support 2	8	1:44.584	2.294	18:59.743	2:19.722	2		
11	6	486	Mark Clifford	Support 125C	8	1:59.003	14.419	19:14.162	2:24.235	6		
12	7	552	Gary McKee	Support 125C	8	2:13.082	14.079	19:28.241	2:21.339	5		
13	6	360	Connell Nugent	Open Support 2	7	-1 Lap--	-1 Lap--	17:45.333	2:31.642	7		
14	8	338	Murray Hayes	Support 125C	7	5.736	5.736	17:51.069	2:24.794	7		
15	9	253	Nicholas Montgomery	Support 125C	7	7.092	1.356	17:52.425	2:32.351	7		
16	10	27	S Campbell	Support 125C	7	22.277	15.185	18:07.610	2:32.059	4		
17	7	174	Malcolm Beattie	Open Support 2	7	31.014	8.737	18:16.347	2:33.280	2		
18	8	340	Raymond McGrath	Open Support 2	7	1:06.258	35.244	18:51.591	2:38.532	3		
19	11	178	David McMurtrey	Support 125C	7	1:32.422	26.164	19:17.755	2:40.118	7		
20	12	522	David Hill	Support 125C	7	1:58.839	26.417	19:44.172	2:30.210	5		

Not Classified

549		Hugh McKee	Open Support 2	4	-4 Laps--	-3 Laps--	10:23.366	2:35.330	2		
268		Philip Stranney	Support 125C	4	18.756	18.756	10:42.122	2:20.599	3		
299		Roy Whiteside	Support 125C	3	-5 Laps--	-1 Lap--	7:53.269	2:37.777	3		

Printed: 14/07/2003 14:18:14

Licensed to: M.R.A

Chief of Timing & Scoring:


Date:

Signed:



www.amb-it.com  
Orbits 1.0






## Ulster Open Championships

### Russells Motorcycles 125 Ulster Championship

Seaforde (0.944 Miles)

### Non-Qualifiers - Race 2

14/07/2003 17:20



### Race

### Race Results

Pos	PIC	No.	Name	Class	Laps	Diff	Gap	Total Tm	Best Tm	In Lap	Nat/State	Sponsor
1	1	241	Nigel McKee	Open Support 2	8			17:12.277	2:07.788			
2	1	488	Llyn McKee	Support 125C	8	8.378	8.378	17:20.655	2:08.665			
3	2	236	Dawson Bratty	Open Support 2	8	13.214	4.836	17:25.491	2:09.712			
4	2	475	Kenny Jones	Support 125C	8	26.262	13.048	17:38.539	2:11.095			
5	3	320	Gareth Milken	Support 125C	8	58.978	32.716	18:11.255	2:14.587			
6	4	310	Noel Miliken	Support 125C	8	1:01.327	2.349	18:13.604	2:16.262			
7	5	484	Justin Malonaghie	Support 125C	8	1:16.502	15.175	18:28.779	2:18.160			
8	6	557	Nigel Hamilton	Support 125C	8	1:17.272	0.770	18:29.549	2:16.882			
9	3	99	Simon Hughes	Open Support 2	8	1:25.759	8.487	18:38.036	2:18.858			
10	4	347	Terry McCann	Open Support 2	8	1:32.584	6.825	18:44.861	2:19.338			
11	7	268	Philip Stranney	Support 125C	8	1:50.149	17.565	19:02.426	2:21.435			
12	5	426	Peter Thompson	Open Support 2	8	1:55.159	5.010	19:07.436	2:23.343			
13	6	272	Paul Mahoney	Open Support 2	8	1:56.697	1.538	19:08.974	2:22.242			
14	8	521	Nigel Bell	Support 125C	7	--1 Lap--	--1 Lap--	17:19.160	2:21.973			
15	7	174	Malcolm Beattie	Open Support 2	7	0.806	0.806	17:19.966	2:24.391			
16	9	552	Gary McKee	Support 125C	7	2.774	1.968	17:21.934	2:22.012			
17	10	486	Mark Clifford	Support 125C	7	38.306	35.532	17:57.466	2:27.144			
18	11	253	Nicholas Montgomery	Support 125C	7	49.664	11.358	18:08.824	2:33.182			
19	12	27	Stephen Campbell	Support 125C	7	55.710	6.046	18:14.870	2:28.101			
20	13	338	Murray Hayes	Support 125C	7	1:02.351	6.641	18:21.511	2:31.117			
21	14	522	David Hill	Support 125C	7	1:02.852	0.501	18:22.012	2:28.880			
22	8	360	Connell Nugent	Open Support 2	7	1:05.144	2.292	18:24.304	2:34.715			
23	9	340	Raymond McGrath	Open Support 2	7	1:06.999	1.855	18:26.159	2:34.551			
24	15	178	David McMurtrey	Support 125C	7	1:35.335	28.336	18:54.495	2:43.243			
<b>Not Classified</b>								13:05.752	2:35.602		3	
		299	Roy Whiteside	Support 125C	5	--3 Laps--	--2 Laps--					

Printed: 14/07/2003 17:05:33

Licensed to: M.R.A

Chief of Timing & Scoring:

Date:

Signed: